



Medicaid Redeterminations

Overview provided by UnitedHealthcare








Table of Contents

Section	Page
Redeterminations 101, UHC Tools Resources.....	3
State-by-State Overview.....	5
Illinois.....	5
Texas.....	7
Arizona.....	11
Florida.....	12
Ohio.....	14
Colorado.....	16
Washington.....	18
Nevada.....	19
Oklahoma.....	20
Kansas.....	21
Louisiana.....	23
Georgia.....	26
Alabama.....	30
Maryland.....	32
Michigan.....	34
Mississippi.....	36
Missouri.....	38
North Carolina.....	40
Tennessee.....	43
Virginia.....	47
New York.....	49
Massachusetts.....	50



Medicaid Redeterminations

What is Medicaid Redetermination?

-  Medicaid redetermination, also called renewal or recertification, is a process where Medicaid members must demonstrate continued eligibility for Medicaid access, or they will lose access to Medicaid.
-  Medicaid redeterminations have been paused during the COVID-19 Public Health Emergency (PHE).
 - States received enhanced funding to keep members enrolled
-  Due to passage of recent legislation, starting April 1st, 2023, States can resume Medicaid redetermination
 - Separate from PHE ending
-  Unwinding Plans Vary by State
 - Duration of unwinding could be 9-14 months over 2023/2024
-  Retain Members or Transition Medicaid Ineligible Beneficiaries to Other Coverage
 - UnitedHealthcare Individual & Family ACA Marketplace Coverage (or Employer)

The Opportunity

89M
People enrolled in Medicaid

79M
Individuals still eligible for Medicaid

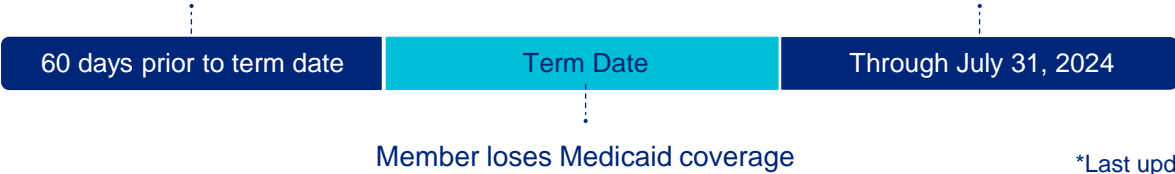
10M
People expected to lose Medicaid at the end of the PHE

After the PHE, nearly 10 million people will lose eligibility and will be eligible for other types of coverage (i.e. plans through the Exchanges or employer-sponsored coverage.)

Unwinding Member Timeline Scenario* Will vary by state

State initiated unwinding: SEP begins

Unwinding SEP ends



*Last updated 2/22/2023

UnitedHealthcare National Go-To-Market Strategy

Focused on driving action to stay covered after losing Medicaid and highlighting benefits of Individual & Family ACA Marketplace Plans from UnitedHealthcare

- Direct Response
- Email
- Affiliate
- Digital Media

Video Samples**

Email Sample*



Medicaid Redeterminations

UnitedHealthcare Agent Toolkit Marketing Materials through Jarvis

Customize flyers and other marketing materials with your information


- Agent Flyer
- Facebook Ad
- Poster
- Consumer Education Checklist

Plus:

- Additional Headline Options
- Opportunity to co-brand with UHC
- **Spanish** translated materials available



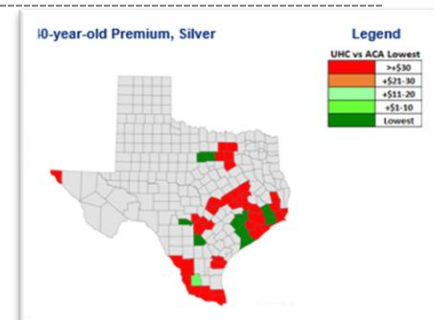
Agent Flyer



Facebook Ad

Geographic Medicaid Opportunity by State

- Showcase where Individual & Family Plans is competitive at the state and county level
- County level Medicaid state membership by county
- Medicaid Premium position by FPL

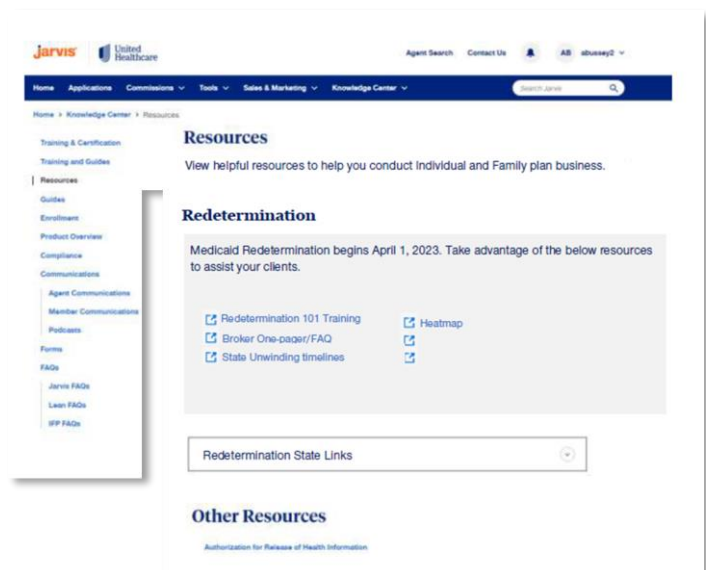


Included in this Playbook/Overview

Jarvis Redeterminations Page

To access, go to Jarvis > **Knowledge Center** > **Redetermination**.

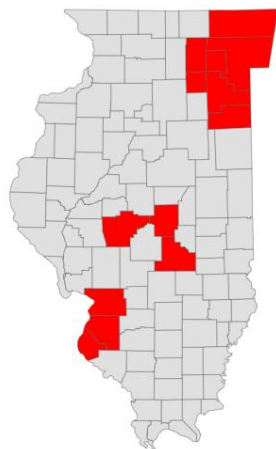
- One-pager for Brokers and Navigators (Redetermination Checklist for Member facing) on UnitedHealthcare Agent Toolkit
- Redetermination Overview for Brokers and Navigators (Non-Member Facing)
- Geographic Medicaid Opportunity by State
- State Timing Information



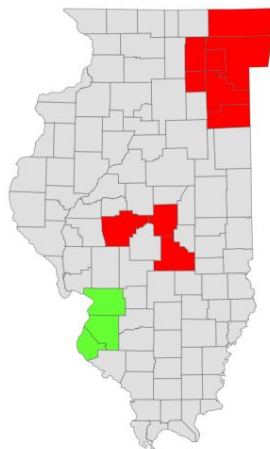
Illinois

Premium Position by Metal Level

40-year-old Premium, Bronze



40-year-old Premium, Silver



Legend

UHC vs ACA Lowest	
	>+\$30
	+\$21-30
	+\$11-20
	+\$1-10
	Lowest

Market	County	Range
Chicago (IL-IN)	Cook	Greater than \$30
Chicago (IL-IN)	DuPage	Greater than \$30
Chicago (IL-IN)	Kane	Greater than \$30
Chicago (IL-IN)	Kankakee	Greater than \$30
Chicago (IL-IN)	Kendall	Greater than \$30
Chicago (IL-IN)	Lake	Greater than \$30
Chicago (IL-IN)	Will	Greater than \$30
Springfield (IL)	Macon	Greater than \$30
Springfield (IL)	Sangamon	Greater than \$30
Springfield (IL)	Shelby	Greater than \$30
St. Louis (MO-IL)	Madison	Greater than \$30
St. Louis (MO-IL)	Monroe	Greater than \$30
St. Louis (MO-IL)	St. Clair	Greater than \$30

Market	County	Range
Chicago (IL-IN)	Cook	Greater than \$30
Chicago (IL-IN)	DuPage	Greater than \$30
Chicago (IL-IN)	Kane	Greater than \$30
Chicago (IL-IN)	Kankakee	Greater than \$30
Chicago (IL-IN)	Kendall	Greater than \$30
Chicago (IL-IN)	Lake	Greater than \$30
Chicago (IL-IN)	Will	Greater than \$30
Springfield (IL)	Macon	Greater than \$30
Springfield (IL)	Sangamon	Greater than \$30
Springfield (IL)	Shelby	Greater than \$30
St. Louis (MO-IL)	Madison	Within \$10
St. Louis (MO-IL)	Monroe	Within \$10
St. Louis (MO-IL)	St. Clair	Within \$10

County level Data: Medicaid and Premium Position by FPL

- Federal Poverty Levels that can purchase a UnitedHealthcare Plan for \$0, \$10, \$20, or \$30 by Metal Level

Market	UHC Plans for Free			UHC Plans for \$10			UHC Plans for \$20			UHC Plans for \$30		
	Bronze	Silver	Gold	Bronze	Silver	Gold	Bronze	Silver	Gold	Bronze	Silver	Gold
Chicago (IL-IN)	175%	N/A	N/A	200%	N/A	N/A	200%	N/A	N/A	200%	N/A	N/A
Chicago (IL-IN)	175%	N/A	N/A	175%	N/A	N/A	200%	N/A	N/A	200%	N/A	N/A
Chicago (IL-IN)	175%	N/A	N/A	200%	N/A	N/A	200%	N/A	N/A	200%	N/A	N/A
Chicago (IL-IN)	150%	N/A	N/A	175%	N/A	N/A	175%	N/A	N/A	175%	N/A	N/A
St. Louis (MO-IL)	225%	N/A	N/A	225%	150%	N/A	225%	150%	N/A	250%	175%	N/A
Springfield	N/A	N/A	N/A	N/A	N/A	N/A	N/A	N/A	N/A	N/A	N/A	N/A



Illinois - *continued*

Medicaid Enrollment By County*	
Cook	40,395
DuPage	4,497
Kane	2,971
Kankakee	1,199
Kendall	360
Lake	3,551
Macon	1,122
Madison	1,619
Monroe	44
Sangamon	1,070
Shelby	180
St. Clair	1,589
Will	3,234

*Source: Illinois Department of Healthcare and Family Services. (Retrieved on January 31st, 2023). *MMAI Enrollments – November 2022*).
<https://www2.illinois.gov/hfs/SiteCollectionDocuments/202211MCOAggregatedEnrollmentReportForWebsite12012022.pdf>



Texas

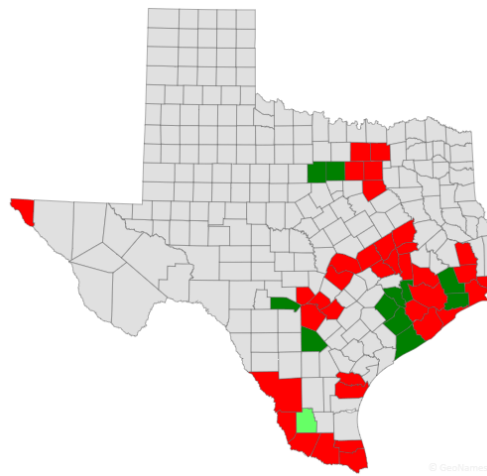
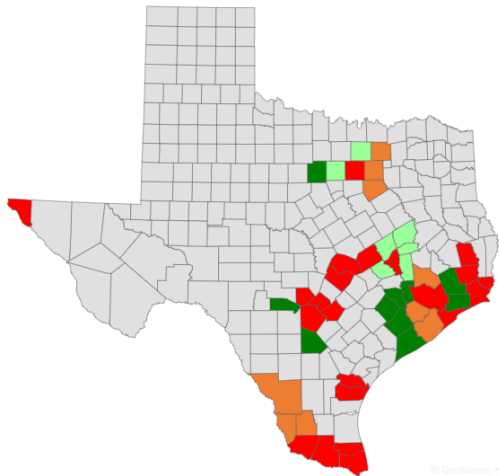
Premium Position by Metal Level

40-year-old Premium, Bronze

40-year-old Premium, Silver

Legend

UHC vs ACA Lowest	
	>+\$30
	+\$21-30
	+\$11-20
	+\$1-10
	Lowest



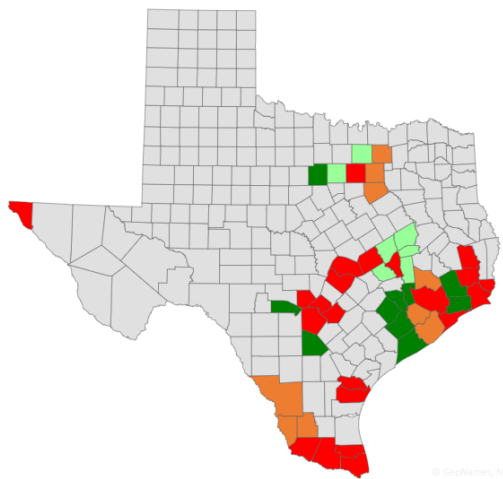
Market	County	Range
Austin	Travis	Greater than \$30
Austin	Williamson	Greater than \$30
Beaumont	Hardin	Greater than \$30
Beaumont	Jefferson	Greater than \$30
Beaumont	Orange	Greater than \$30
Beaumont	Tyler	Greater than \$30
Brownsville	Cameron	Greater than \$30
Brownsville	Willacy	Greater than \$30
College Station	Brazos	Greater than \$30
College Station	Burleson	Within \$10
College Station	Grimes	Within \$10
College Station	Leon	Within \$10
College Station	Madison	Within \$10
College Station	Milam	Greater than \$30
College Station	Robertson	Within \$10
Corpus Christi	Nueces	Greater than \$30
Corpus Christi	San Patricio	Greater than \$30
Dallas-Fort Worth Collin		Within \$30
Dallas-Fort Worth Dallas		Within \$30
Dallas-Fort Worth Denton		Within \$10
Dallas-Fort Worth Ellis		Within \$30
Dallas-Fort Worth Palo Pinto		Lowest

Market	County	Range
Austin	Travis	Greater than \$30
Austin	Williamson	Greater than \$30
Beaumont	Hardin	Greater than \$30
Beaumont	Jefferson	Greater than \$30
Beaumont	Orange	Greater than \$30
Beaumont	Tyler	Greater than \$30
Brownsville	Cameron	Greater than \$30
Brownsville	Willacy	Greater than \$30
College Station	Brazos	Greater than \$30
College Station	Burleson	Greater than \$30
College Station	Grimes	Greater than \$30
College Station	Leon	Greater than \$30
College Station	Madison	Greater than \$30
College Station	Milam	Greater than \$30
College Station	Robertson	Greater than \$30
Corpus Christi	Nueces	Greater than \$30
Corpus Christi	San Patricio	Greater than \$30
Dallas-Fort Worth Collin		Greater than \$30
Dallas-Fort Worth Dallas		Greater than \$30
Dallas-Fort Worth Denton		Greater than \$30
Dallas-Fort Worth Ellis		Greater than \$30
Dallas-Fort Worth Palo Pinto		Lowest
Dallas-Fort Worth Parker		Lowest
Dallas-Fort Worth Tarrant		Greater than \$30

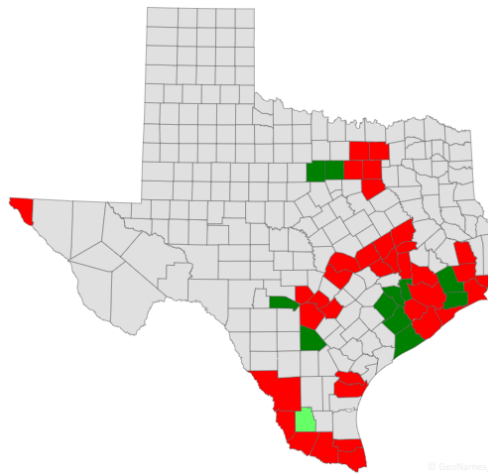
Texas - continued

Premium Position by Metal Level

40-year-old Premium, Bronze



40-year-old Premium, Silver



Legend

UHC vs ACA Lowest	
	>+\$30
	+\$21-30
	+\$11-20
	+\$1-10
	Lowest

Market	County	Range
El Paso (TX-NM)	El Paso	Greater than \$30
Houston	Austin	Lowest
Houston	Brazoria	Within \$30
Houston	Chambers	Lowest
Houston	Colorado	Lowest
Houston	Fort Bend	Within \$30
Houston	Galveston	Greater than \$30
Houston	Harris	Greater than \$30
Houston	Liberty	Lowest
Houston	Matagorda	Lowest
Houston	Montgomery	Within \$30
Houston	Waller	Lowest
Houston	Wharton	Lowest
Laredo	Jim Hogg	Within \$30
Laredo	Webb	Within \$30
Laredo	Zapata	Within \$30
McAllen	Hidalgo	Greater than \$30
McAllen	Starr	Greater than \$30
San Antonio	Atascosa	Lowest
San Antonio	Bandera	Lowest
San Antonio	Bexar	Greater than \$30
San Antonio	Comal	Greater than \$30
San Antonio	Guadalupe	Greater than \$30
San Antonio	Kendall	Greater than \$30

Market	County	Range
El Paso (TX-NM)	El Paso	Greater than \$30
Houston	Austin	Lowest
Houston	Brazoria	Greater than \$30
Houston	Chambers	Lowest
Houston	Colorado	Lowest
Houston	Fort Bend	Greater than \$30
Houston	Galveston	Greater than \$30
Houston	Harris	Greater than \$30
Houston	Liberty	Lowest
Houston	Matagorda	Lowest
Houston	Montgomery	Greater than \$30
Houston	Waller	Lowest
Houston	Wharton	Lowest
Laredo	Jim Hogg	Within \$10
Laredo	Webb	Greater than \$30
Laredo	Zapata	Greater than \$30
McAllen	Hidalgo	Greater than \$30
McAllen	Starr	Greater than \$30
San Antonio	Atascosa	Lowest
San Antonio	Bandera	Lowest
San Antonio	Bexar	Greater than \$30
San Antonio	Comal	Greater than \$30
San Antonio	Guadalupe	Greater than \$30
San Antonio	Kendall	Greater than \$30

Texas - continued

County level Data: Medicaid and Premium Position by FPL

- Federal Poverty Levels that can purchase a UnitedHealthcare Plan for \$0, \$10, \$20, or \$30 by Metal Level

Market	UHC Plans for Free			UHC Plans for \$10			UHC Plans for \$20			UHC Plans for \$30		
	Bronze	Silver	Gold	Bronze	Silver	Gold	Bronze	Silver	Gold	Bronze	Silver	Gold
Houston–The Woodlands	225%	N/A	N/A	225%	N/A	N/A	225%	N/A	N/A	225%	N/A	150%
Houston–The Woodlands	200%	N/A	N/A	225%	N/A	N/A	225%	N/A	N/A	225%	N/A	N/A
Houston–The Woodlands	225%	N/A	N/A	225%	N/A	150%	250%	N/A	150%	250%	N/A	175%
Dallas–Fort Worth	225%	N/A	150%	250%	N/A	175%	250%	N/A	175%	250%	N/A	175%
Dallas–Fort Worth	225%	N/A	N/A	225%	N/A	150%	250%	N/A	150%	250%	N/A	175%
San Antonio	200%	N/A	N/A	200%	N/A	N/A	225%	N/A	N/A	225%	N/A	N/A
McAllen	225%	N/A	N/A	225%	N/A	N/A	225%	N/A	150%	250%	N/A	150%
Austin	225%	N/A	N/A	225%	N/A	N/A	250%	N/A	150%	250%	N/A	150%
El Paso (TX-NM)	200%	N/A	N/A	200%	N/A	N/A	200%	N/A	N/A	225%	N/A	N/A
Brownsville	200%	N/A	N/A	200%	N/A	N/A	225%	N/A	N/A	225%	N/A	N/A
Laredo	175%	N/A	N/A	175%	N/A	N/A	200%	N/A	N/A	200%	N/A	N/A
Corpus Christi	200%	N/A	N/A	200%	N/A	N/A	200%	N/A	N/A	225%	N/A	N/A
Beaumont	250%	N/A	150%	250%	N/A	175%	250%	N/A	175%	275%	N/A	200%

Medicaid Enrollment By County*

Atascosa	13,990
Austin	5,163
Bandera	3,282
Bexar	426,745
Brazoria	61,909
Brazos	33,596
Burleson	3,550
Cameron	141,661
Chambers	7,566
Collin	95,407
Colorado	4,092
Comal	19,101
Dallas	548,705
Denton	90,227
Ellis	31,001
El Paso	213,830
Fort Bend	112,489
Galveston	55,542
Grimes	5,956
Guadalupe	25,254
Hardin	10,360
Harris	1,013,417
Hidalgo	304,460



Texas - *continued*

Medicaid Enrollment By County*

Jefferson	59,682
Jim Hogg	1,706
Kendall	4,263
Leon	3,268
Liberty	29,787
Madison	2,877
Matagorda	9,086
Milam	5,775
Montgomery	98,684
Nueces	82,737
Orange	18,398
Palo Pinto	6,264
Parker	18,978
Robertson	4,005
San Patricio	17,239
Starr	27,319
Tarrant	385,832
Travis	156,116
Tyler	4,527
Waller	10,713
Webb	92,302
Wharton	9,792
Willacy	6,517
Williamson	61,127
Zapata	5,003
Matagorda	9,086
Milam	5,775
Montgomery	98,684
Nueces	82,737
Orange	18,398
Palo Pinto	6,264
Parker	18,978
Robertson	4,005
San Patricio	17,239
Starr	27,319

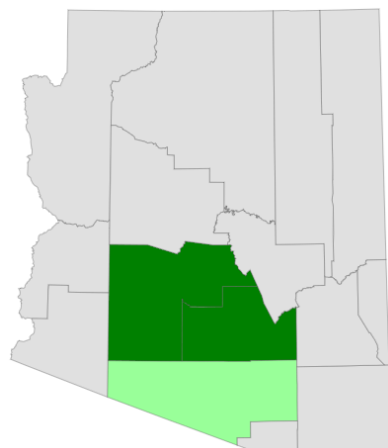
*Source: Texas Health and Human Services. (Retrieved on January 31st, 2023). *Texas Medicaid and CHIP Full Benefit Caseload By Risk Group By County - November 2022*. <https://www.hhs.texas.gov/sites/default/files/documents/enrollment-by-county-prelim-nov-2022.xlsx>



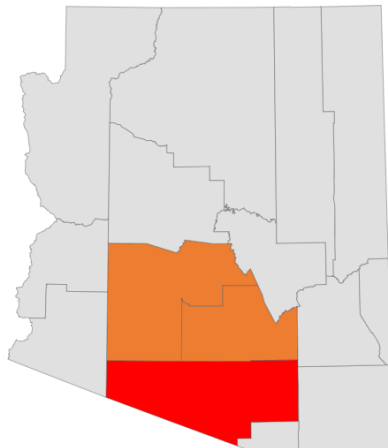
Arizona

Premium Position by Metal Level

40-year-old Premium, Bronze



40-year-old Premium, Silver



Legend

UHC vs ACA Lowest	
	>+\$30
	+\$21-30
	+\$11-20
	+\$1-10
	Lowest

Market	County	Range
Phoenix	Maricopa	Lowest
Phoenix	Pinal	Lowest
Tucson	Pima	Within \$20

Market	County	Range
Phoenix	Maricopa	Within \$30
Phoenix	Pinal	Within \$30
Tucson	Pima	Greater than \$30

County level Data: Medicaid and Premium Position by FPL

- Federal Poverty Levels that can purchase a UnitedHealthcare Plan for \$0, \$10, \$20, or \$30 by Metal Level

Market	UHC Plans for Free			UHC Plans for \$10			UHC Plans for \$20			UHC Plans for \$30		
	Bronze	Silver	Gold	Bronze	Silver	Gold	Bronze	Silver	Gold	Bronze	Silver	Gold
Phoenix	200%	N/A	N/A	225%	N/A	N/A	225%	150%	N/A	225%	150%	N/A
Tucson	200%	N/A	N/A	200%	N/A	N/A	200%	N/A	N/A	225%	N/A	N/A
Casa Grande	225%	N/A	N/A	225%	150%	N/A	225%	150%	N/A	250%	175%	N/A

Medicaid Enrollment By County*

Maricopa	1,256,787
Pima	318,960
Pinal	122

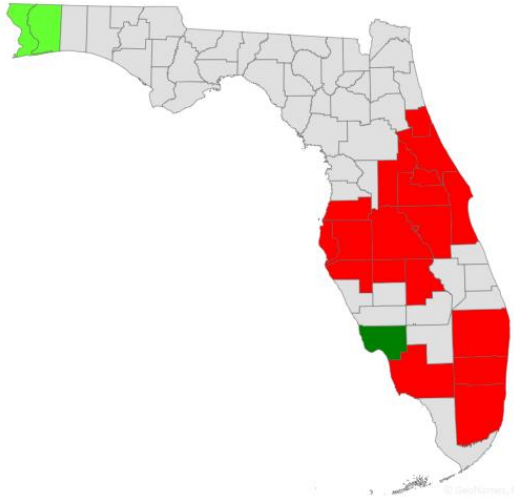
*Source: Arizona Health Care Cost Containment System. (Retrieved on January 31st, 2023). <https://azahcccs.gov/>



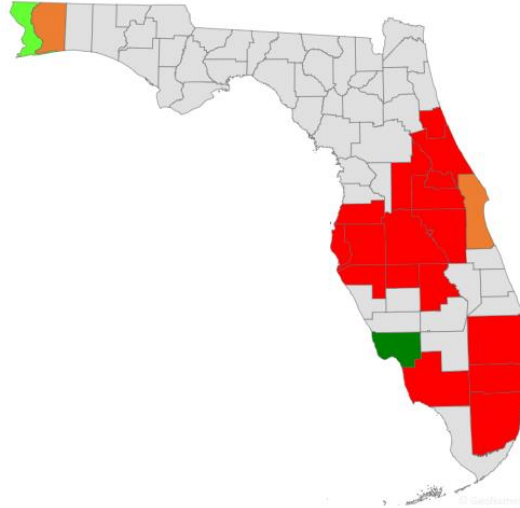
Florida

Premium Position by Metal Level

40-year-old Premium, Bronze



40-year-old Premium, Silver



Legend

UHC vs ACA Lowest	
	>+\$30
	+\$21-30
	+\$11-20
	+\$1-10
	Lowest

Market	County	Range
Cape Coral-Fort Myers	Collier	Greater than \$30
Cape Coral-Fort Myers	Lee	Lowest
Deltona-Daytona Beach-Ormond Beach	Flagler	Greater than \$30
Deltona-Daytona Beach-Ormond Beach	Volusia	Greater than \$30
Miami-Fort Lauderdale	Broward	Greater than \$30
Miami-Fort Lauderdale	Miami-Dade	Greater than \$30
Miami-Fort Lauderdale	Palm Beach	Greater than \$30
North Port-Sarasota-Bradenton	Manatee	Greater than \$30
Orlando	Hardee	Greater than \$30
Orlando	Highlands	Greater than \$30
Orlando	Lake	Greater than \$30
Orlando	Orange	Greater than \$30
Orlando	Osceola	Greater than \$30
Orlando	Polk	Greater than \$30
Orlando	Seminole	Greater than \$30
Palm Bay-Melbourne-Titusville	Brevard	Greater than \$30
Pensacola	Escambia	Within \$10
Pensacola	Santa Rosa	Within \$10
Tampa	Hillsborough	Greater than \$30
Tampa	Pasco	Greater than \$30
Tampa	Pinellas	Greater than \$30

Market	County	Range
Cape Coral-Fort Myers-Naples	Collier	Greater than \$30
Cape Coral-Fort Myers-Naples	Lee	Lowest
Deltona-Daytona Beach-Ormond Beach	Flagler	Greater than \$30
Deltona-Daytona Beach-Ormond Beach	Volusia	Greater than \$30
Miami-Fort Lauderdale	Broward	Greater than \$30
Miami-Fort Lauderdale	Miami-Dade	Greater than \$30
Miami-Fort Lauderdale	Palm Beach	Greater than \$30
North Port-Sarasota-Bradenton	Manatee	Greater than \$30
Orlando	Hardee	Greater than \$30
Orlando	Highlands	Greater than \$30
Orlando	Lake	Greater than \$30
Orlando	Orange	Greater than \$30
Orlando	Osceola	Greater than \$30
Orlando	Polk	Greater than \$30
Orlando	Seminole	Greater than \$30
Palm Bay-Melbourne-Titusville	Brevard	Within \$30
Pensacola	Escambia	Within \$10
Pensacola	Santa Rosa	Within \$30
Tampa	Hillsborough	Greater than \$30
Tampa	Pasco	Greater than \$30
Tampa	Pinellas	Greater than \$30

Florida - continued

County level Data: Medicaid and Premium Position by FPL

Federal Poverty Levels that can purchase a UnitedHealthcare Plan for \$0, \$10, \$20, or \$30 by Metal Level

Market	UHC Plans for Free			UHC Plans for \$10			UHC Plans for \$20			UHC Plans for \$30		
	Bronze	Silver	Gold	Bronze	Silver	Gold	Bronze	Silver	Gold	Bronze	Silver	Gold
South Florida	225%	N/A	N/A	225%	N/A	N/A	225%	N/A	N/A	225%	N/A	N/A
South Florida	175%	N/A	N/A	200%	N/A	N/A	200%	N/A	N/A	200%	N/A	N/A
South Florida	175%	N/A	N/A	175%	N/A	N/A	200%	N/A	N/A	200%	N/A	N/A
Orlando	225%	N/A	N/A	225%	N/A	N/A	225%	N/A	N/A	225%	N/A	N/A
Orlando	200%	N/A	N/A	200%	N/A	N/A	225%	N/A	N/A	225%	N/A	N/A
Orlando	150%	N/A	N/A	150%	N/A	N/A	175%	N/A	N/A	175%	N/A	N/A
Orlando	225%	N/A	N/A	225%	N/A	N/A	225%	N/A	N/A	225%	N/A	N/A
Orlando	200%	N/A	N/A	225%	N/A	N/A	225%	N/A	N/A	225%	N/A	N/A
Orlando	N/A	N/A	N/A	N/A	N/A	N/A	N/A	N/A	N/A	N/A	N/A	N/A
Orlando	225%	N/A	N/A	225%	N/A	N/A	250%	N/A	N/A	250%	N/A	N/A
Tampa	175%	N/A	N/A	200%	N/A	N/A	200%	N/A	N/A	200%	N/A	N/A
Tampa	200%	N/A	N/A	225%	N/A	N/A	225%	N/A	N/A	225%	N/A	N/A
Tampa	175%	N/A	N/A	200%	N/A	N/A	200%	N/A	N/A	200%	N/A	N/A
Cape Coral-Fort	250%	150%	N/A	250%	150%	N/A	250%	175%	N/A	250%	175%	N/A
Cape Coral-Fort	200%	N/A	N/A	225%	N/A	N/A	225%	N/A	N/A	225%	N/A	N/A
Deltona-Daytona	175%	N/A	N/A	200%	N/A	N/A	200%	N/A	N/A	200%	N/A	N/A
Deltona-Daytona	225%	N/A	N/A	225%	N/A	N/A	225%	N/A	N/A	225%	N/A	N/A
Palm Bay-Melbourne	225%	N/A	N/A	225%	N/A	N/A	225%	N/A	N/A	225%	150%	N/A
Pensacola	225%	N/A	N/A	250%	150%	N/A	250%	150%	N/A	250%	175%	N/A
Pensacola	225%	N/A	N/A	225%	N/A	N/A	225%	N/A	N/A	250%	150%	N/A
North Port-Sarasota	150%	N/A	N/A	175%	N/A	N/A	175%	N/A	N/A	175%	N/A	N/A

Medicaid Enrollment By County*

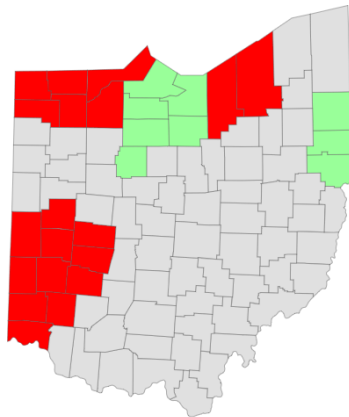
Brevard	2,649
Broward	10,709
Collier	766
Miami-Dade	34,525
Escambia	1,976
Flagler	378
Hardee	92
Highlands	688
Hillsborough	8,541
Lake	1,748
Lee	2,631
Manatee	1,487
Orange	4,824
Osceola	1,792
Palm Beach	8,779
Pasco	2,962
Pinellas	8,060
Polk	3,670
Santa Rosa	521
Seminole	1,299
Volusia	2,959

*Source: Agency for Health Care Administration. (Retrieved on January 31st, 2023). https://ahca.myflorida.com/medicaid/finance/data_analytics/enrollment_report/docs/ENR_202212.xls

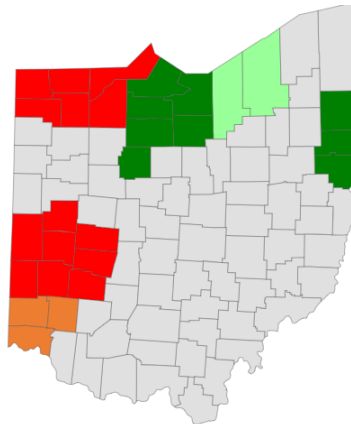
Ohio

Premium Position by Metal Level

40-year-old Premium, Bronze



40-year-old Premium, Silver



Legend

UHC vs ACA Lowest	
	>+\$30
	+\$21-30
	+\$11-20
	+\$1-10
	Lowest

Market	County	Range
Cincinnati (OH-IN-K)	Butler	Greater than \$30
Cincinnati (OH-IN-K)	Hamilton	Greater than \$30
Cincinnati (OH-IN-K)	Warren	Greater than \$30
Cleveland	Cuyahoga	Greater than \$30
Cleveland	Lorain	Greater than \$30
Dayton	Champaign	Greater than \$30
Dayton	Clark	Greater than \$30
Dayton	Darke	Greater than \$30
Dayton	Greene	Greater than \$30
Dayton	Miami	Greater than \$30
Dayton	Montgomery	Greater than \$30
Dayton	Preble	Greater than \$30
Dayton	Shelby	Greater than \$30
Toledo	Defiance	Greater than \$30
Toledo	Erie	Within \$20
Toledo	Fulton	Greater than \$30
Toledo	Henry	Greater than \$30
Toledo	Huron	Within \$20
Toledo	Lucas	Greater than \$30
Toledo	Ottawa	Within \$20
Toledo	Sandusky	Within \$20
Toledo	Seneca	Within \$20
Toledo	Williams	Greater than \$30
Toledo	Wood	Greater than \$30
Toledo	Wyandot	Within \$20
Youngstown	Columbiana	Within \$20
Youngstown	Mahoning	Within \$20
Youngstown	Trumbull	Within \$20

Market	County	Range
Cincinnati (OH-IN-KY)	Butler	Within \$30
Cincinnati (OH-IN-KY)	Hamilton	Within \$30
Cincinnati (OH-IN-KY)	Warren	Within \$30
Cleveland	Cuyahoga	Within \$20
Cleveland	Lorain	Within \$20
Dayton	Champaign	Greater than \$30
Dayton	Clark	Greater than \$30
Dayton	Darke	Greater than \$30
Dayton	Greene	Greater than \$30
Dayton	Miami	Greater than \$30
Dayton	Montgomery	Greater than \$30
Dayton	Preble	Greater than \$30
Dayton	Shelby	Greater than \$30
Toledo	Defiance	Greater than \$30
Toledo	Erie	Lowest
Toledo	Fulton	Greater than \$30
Toledo	Henry	Greater than \$30
Toledo	Huron	Lowest
Toledo	Lucas	Greater than \$30
Toledo	Ottawa	Lowest
Toledo	Sandusky	Lowest
Toledo	Seneca	Lowest
Toledo	Williams	Greater than \$30
Toledo	Wood	Greater than \$30
Toledo	Wyandot	Lowest
Youngstown	Columbiana	Lowest
Youngstown	Mahoning	Lowest
Youngstown	Trumbull	Lowest



Ohio - *continued*

County level Data: Medicaid and Premium Position by FPL

Federal Poverty Levels that can purchase a UnitedHealthcare Plan for \$0, \$10, \$20, or \$30 by Metal Level

Market	UHC Plans for Free			UHC Plans for \$10			UHC Plans for \$20			UHC Plans for \$30		
	Bronze	Silver	Gold	Bronze	Silver	Gold	Bronze	Silver	Gold	Bronze	Silver	Gold
Cincinnati (OH-IN-KY)	175%	N/A	N/A	200%	N/A	N/A	200%	N/A	N/A	200%	150%	N/A
Cleveland	175%	N/A	N/A	200%	N/A	N/A	200%	150%	N/A	200%	150%	N/A
Dayton	175%	N/A	N/A	175%	N/A	N/A	200%	N/A	N/A	200%	150%	N/A
Toledo	150%	N/A	N/A	175%	N/A	N/A	175%	N/A	N/A	175%	N/A	N/A
Youngstown	200%	150%	N/A	200%	150%	N/A	225%	175%	N/A	225%	175%	N/A
Toledo	200%	150%	N/A	200%	150%	N/A	225%	175%	N/A	225%	175%	N/A

Medicaid Enrollment By County*

Butler	111,408
Champaign	10,221
Clark	51,519
Columbiana	32,703
Cuyahoga	457,400
Darke	12,630
Defiance	10,386
Erie	20,771
Fulton	8,947
Greene	35,307
Hamilton	262,895
Henry	5,549
Huron	17,644
Lorain	84,996
Lucas	162,321
Mahoning	89,520
Miami	27,190
Montgomery	189,199
Ottawa	8,225
Preble	10,869
Sandusky	16,357
Seneca	15,231
Shelby	11,041
Trumbull	69,942
Warren	34,464
Williams	10,097
Wood	21,277
Wyandot	4,998

*Source: Ohio Department of Medicaid. (Retrieved on January 31st, 2023). *Enrolled Population for month of January, 2023.*
<https://analytics.das.ohio.gov/t/ODMPUB/views/MedicaidDemographicandExpenditure/WhoWeServe?%3AisGuestRedirectFromVizportal=y&%3Aembed=y>



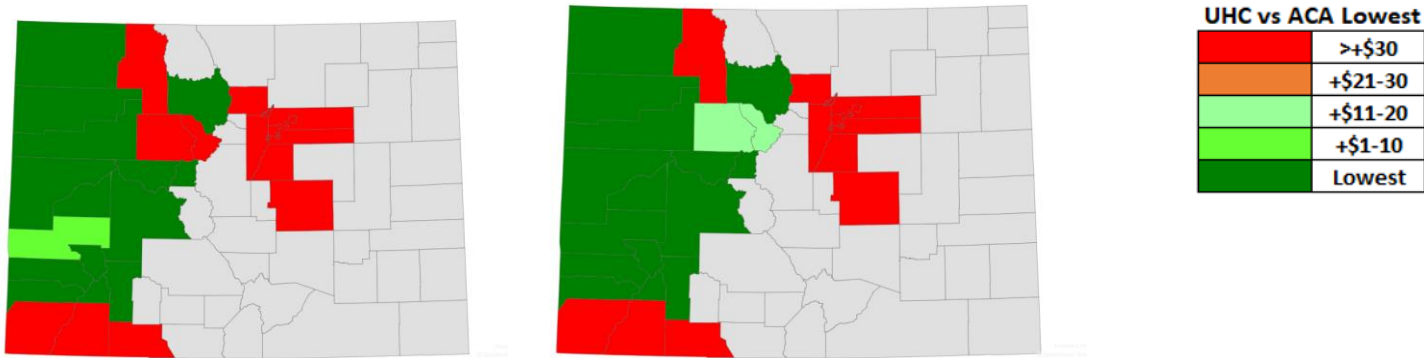
Colorado

Premium Position by Metal Level

40-year-old Premium, Bronze

40-year-old Premium, Silver

Legend



Market	County	Range
Colorado Springs	El Paso	Greater than \$30
Denver	Adams	Greater than \$30
Denver	Arapahoe	Greater than \$30
Denver	Boulder	Greater than \$30
Denver	Broomfield	Greater than \$30
Denver	Denver	Greater than \$30
Denver	Douglas	Greater than \$30
Denver	Jefferson	Greater than \$30
Grand Junction	Mesa	Lowest
Western Slope	Archuleta	Greater than \$30
Western Slope	Delta	Lowest
Western Slope	Dolores	Lowest
Western Slope	Eagle	Greater than \$30
Western Slope	Garfield	Lowest
Western Slope	Grand	Lowest
Western Slope	Gunnison	Lowest
Western Slope	Hinsdale	Lowest
Western Slope	Lake	Lowest
Western Slope	La Plata	Greater than \$30
Western Slope	Moffat	Lowest
Western Slope	Montezuma	Greater than \$30
Western Slope	Montrose	Within \$10
Western Slope	Ouray	Lowest
Western Slope	Pitkin	Lowest
Western Slope	Rio Blanco	Lowest
Western Slope	Routt	Greater than \$30
Western Slope	San Juan	Lowest
Western Slope	San Miguel	Lowest
Western Slope	Summit	Greater than \$30

Market	County	Range
Colorado Springs	El Paso	Greater than \$30
Denver	Adams	Greater than \$30
Denver	Arapahoe	Greater than \$30
Denver	Boulder	Greater than \$30
Denver	Broomfield	Greater than \$30
Denver	Denver	Greater than \$30
Denver	Douglas	Greater than \$30
Denver	Jefferson	Greater than \$30
Grand Junction	Mesa	Lowest
Western Slope	Archuleta	Greater than \$30
Western Slope	Delta	Lowest
Western Slope	Dolores	Lowest
Western Slope	Eagle	Within \$20
Western Slope	Garfield	Lowest
Western Slope	Grand	Lowest
Western Slope	Gunnison	Lowest
Western Slope	Hinsdale	Lowest
Western Slope	Lake	Lowest
Western Slope	La Plata	Greater than \$30
Western Slope	Moffat	Lowest
Western Slope	Montezuma	Greater than \$30
Western Slope	Montrose	Lowest
Western Slope	Ouray	Lowest
Western Slope	Pitkin	Lowest
Western Slope	Rio Blanco	Lowest
Western Slope	Routt	Greater than \$30
Western Slope	San Juan	Lowest
Western Slope	San Miguel	Lowest
Western Slope	Summit	Within \$20



Colorado - *continued*

County level Data: Medicaid and Premium Position by FPL

- Federal Poverty Levels that can purchase a UnitedHealthcare Plan for \$0, \$10, \$20, or \$30 by Metal Level
- Data not available

Medicaid Enrollment By County*

Adams	132,754
Arapahoe	137,676
Archuleta	4,275
Boulder	56,612
Broomfield	7,315
Delta	11,379
Denver	91,596
Dolores	793
Douglas	34,959
Eagle	8,630
El Paso	208,542
Garfield	16,822
Grand	2,298
Gunnison	3,804
Hinsdale	161
Jefferson	81,053
La Plata	15,187
Lake	1,669
Mesa	52,065
Moffat	4,503
Montezuma	11,001
Montrose	15,000
Ouray	850
Pitkin	2,023
Rio Blanco	1,781
Routt	3,888
San Juan	232
San Miguel	1,437
Summit	4,703

*Source: Colorado Department of Health Care Policy & Financing. (Retrieved on January 31st, 2023). *2023 January Joint Budget Committee Month Premiums Report.*

<https://hcpf.colorado.gov/sites/hcpf/files/2023%20January%20Joint%20Budget%20Committee%20Monthly%20Premiums%20Report.xlsx>

© 2023 United HealthCare Services, Inc. All Rights Reserved.



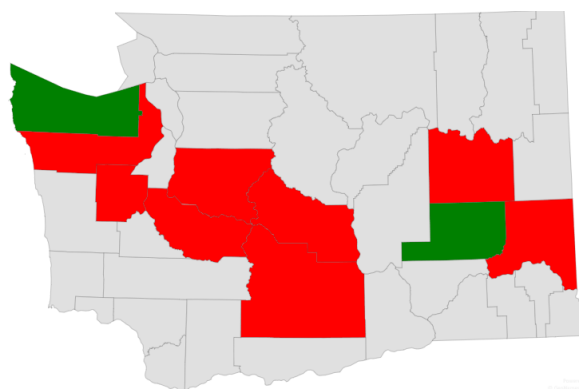
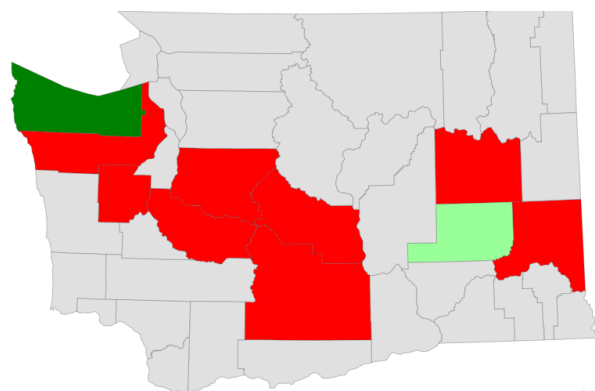
Washington

Premium Position by Metal Level

40-year-old Premium, Bronze

40-year-old Premium, Silver

Legend



UHC vs ACA Lowest	
	>+\$30
	+\$21-30
	+\$11-20
	+\$1-10
	Lowest

Market	County	Range
Seattle-Tacoma	Clallam	Lowest
Seattle-Tacoma	Jefferson	Greater than \$30
Seattle-Tacoma	King	Greater than \$30
Seattle-Tacoma	Mason	Greater than \$30
Seattle-Tacoma	Pierce	Greater than \$30
Spokane	Lincoln	Greater than \$30
Walla Walla-Pullman	Whitman	Greater than \$30
Wenatchee-Moses	Adams	Within \$20
Yakima	Kittitas	Greater than \$30
Yakima	Yakima	Greater than \$30

Market	County	Range
Seattle-Tacoma	Clallam	Lowest
Seattle-Tacoma	Jefferson	Greater than \$30
Seattle-Tacoma	King	Greater than \$30
Seattle-Tacoma	Mason	Greater than \$30
Seattle-Tacoma	Pierce	Greater than \$30
Spokane	Lincoln	Greater than \$30
Walla Walla-Pullman	Whitman	Greater than \$30
Wenatchee-Moses Lake-Othello	Adams	Lowest
Yakima	Kittitas	Greater than \$30
Yakima	Yakima	Greater than \$30

County level Data: Medicaid and Premium Position by FPL

- Federal Poverty Levels that can purchase a UnitedHealthcare Plan for \$0, \$10, \$20, or \$30 by Metal Level

Medicaid Enrollment By County*

Adams	10,285
Clallam	18,961
Jefferson	7,443
King	437,192
Kittitas	10,525
Lincoln	3,617
Mason	19,047
Pierce	242,938
Whitman	9,383
Yakima	110,943

*Source: Washington State Health Care Authority. (Retrieved on January 31st, 2023). *Monthly Managed Care Enrollees By Program, Organization and RAC, 202212*. <https://www.hca.wa.gov/assets/program/planbyprogram.xlsx>

© 2023 United HealthCare Services, Inc. All Rights Reserved.

UHC vs ACA Lowest	
	>+\$30
	+\$21-30
	+\$11-20
	+\$1-10
	Lowest

Market	County	Range	Market	County	Range
Las Vegas	Clark	Lowest	Las Vegas	Clark	Within \$20
Las Vegas	Nye	Lowest	Las Vegas	Nye	Within \$20
Reno	Washoe	Greater than \$30	Reno	Washoe	Greater than \$30

	UHC Plans for Free			UHC Plans for \$10			UHC Plans for \$20			UHC Plans for \$30		
Market	Bronze	Silver	Gold	Bronze	Silver	Gold	Bronze	Silver	Gold	Bronze	Silver	Gold
Las Vegas	225%	N/A	N/A	225%	N/A	N/A	225%	150%	N/A	250%	150%	N/A
Reno	200%	N/A	N/A	200%	N/A	N/A	225%	N/A	N/A	225%	N/A	N/A
Casa Grande	225%	N/A	N/A	225%	150%	N/A	225%	150%	N/A	250%	175%	N/A

Clark	589,072
Washoe	77,036



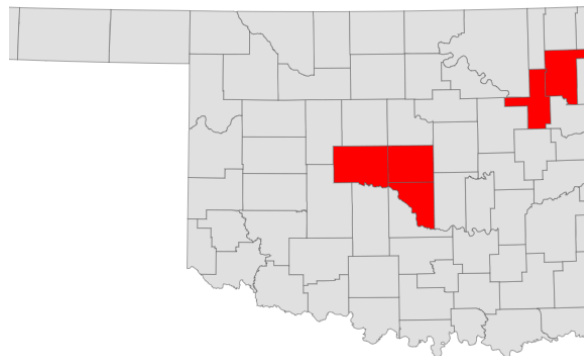
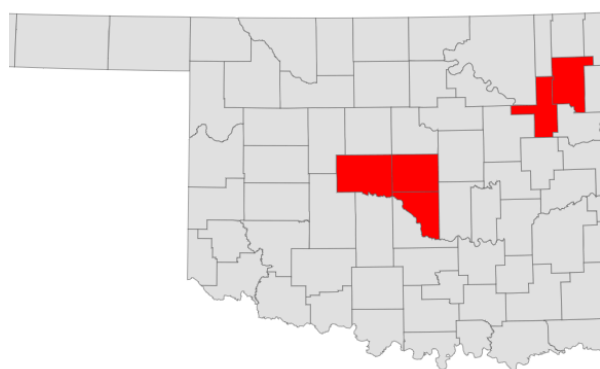
Oklahoma

Premium Position by Metal Level

40-year-old Premium, Bronze

40-year-old Premium, Silver

Legend



UHC vs ACA Lowest	
	>+\$30
	+\$21-30
	+\$11-20
	+\$1-10
	Lowest

Market	County	Range
Oklahoma City	Canadian	Greater than \$30
Oklahoma City	Cleveland	Greater than \$30
Oklahoma City	Oklahoma	Greater than \$30
Tulsa	Rogers	Greater than \$30
Tulsa	Tulsa	Greater than \$30

Market	County	Range
Oklahoma City	Canadian	Greater than \$30
Oklahoma City	Cleveland	Greater than \$30
Oklahoma City	Oklahoma	Greater than \$30
Tulsa	Rogers	Greater than \$30
Tulsa	Tulsa	Greater than \$30

County level Data: Medicaid and Premium Position by FPL

Federal Poverty Levels that can purchase a UnitedHealthcare Plan for \$0, \$10, \$20, or \$30 by Metal Level

Sub Market	UHC Plans for Free			UHC Plans for \$10			UHC Plans for \$20			UHC Plans for \$30		
	Bronze	Silver	Gold	Bronze	Silver	Gold	Bronze	Silver	Gold	Bronze	Silver	Gold
Oklahoma City	175%	N/A	N/A	175%	N/A	N/A	200%	N/A	N/A	200%	N/A	N/A
Tulsa	175%	N/A	N/A	175%	N/A	N/A	175%	N/A	N/A	200%	N/A	N/A

Medicaid Enrollment By County

Canadian	22,771
Cleveland	46,663
Oklahoma	211,707
Rogers	15,806
Tulsa	165,224

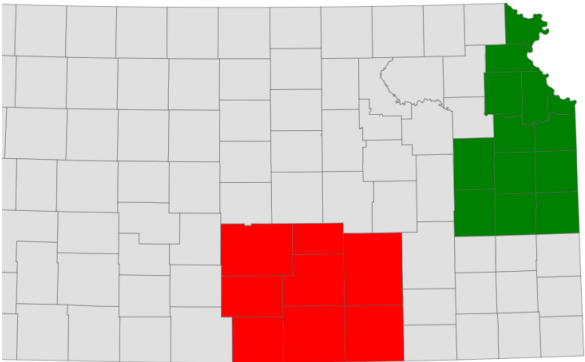
*Source: Oklahoma Health Care Authority. (Retrieved on 22 February 2023). *Expenditure and Members by Legislator*. <https://oklahoma.gov/ohca/research/dashboards/expenditures-and-members-by-legislator.html>



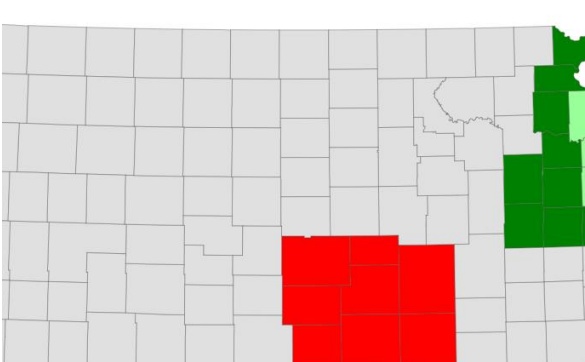
Kansas

Premium Position by Metal Level

40-year-old Premium, Bronze



40-year-old Premium, Silver



Legend

UHC vs ACA Lowest	
>+\$30	
+\$21-30	
+\$11-20	
+\$1-10	
Lowest	

Kansas City (MO-K Wyandotte	Lowest
Topeka Anderson	Lowest
Topeka Atchison	Lowest
Topeka Coffey	Lowest
Topeka Doniphan	Lowest
Topeka Douglas	Lowest
Topeka Franklin	Lowest
Topeka Jefferson	Lowest
Topeka Linn	Lowest
Topeka Osage	Lowest
Wichita Butler	Greater than \$30
Wichita Cowley	Greater than \$30
Wichita Harper	Greater than \$30
Wichita Harvey	Greater than \$30
Wichita Kingman	Greater than \$30
Wichita Reno	Greater than \$30
Wichita Sedgwick	Greater than \$30
Wichita Sumner	Greater than \$30

Market	County	Range
Kansas City (MO-KS)	Johnson	Within \$20
Kansas City (MO-KS)	Leavenworth	Within \$20
Kansas City (MO-KS)	Miami	Within \$20
Kansas City (MO-KS)	Wyandotte	Within \$20
Topeka	Anderson	Lowest
Topeka	Atchison	Lowest
Topeka	Coffey	Lowest
Topeka	Doniphan	Lowest
Topeka	Douglas	Lowest
Topeka	Franklin	Lowest
Topeka	Jefferson	Lowest
Topeka	Linn	Lowest
Topeka	Osage	Lowest
Wichita	Butler	Greater than \$30
Wichita	Cowley	Greater than \$30
Wichita	Harper	Greater than \$30
Wichita	Harvey	Greater than \$30
Wichita	Kingman	Greater than \$30
Wichita	Reno	Greater than \$30
Wichita	Sedgwick	Greater than \$30
Wichita	Sumner	Greater than \$30



Kansas - *continued*

County level Data: Medicaid and Premium Position by FPL

- Federal Poverty Levels that can purchase a UnitedHealthcare Plan for \$0, \$10, \$20, or \$30 by Metal Level

Market	UHC Plans for Free			UHC Plans for \$10			UHC Plans for \$20			UHC Plans for \$30		
	Bronze	Silver	Gold	Bronze	Silver	Gold	Bronze	Silver	Gold	Bronze	Silver	Gold
Kansas City	250%	N/A	N/A	250%	150%	N/A	250%	150%	N/A	250%	175%	150%
Wichita	175%	N/A	N/A	175%	N/A	N/A	200%	N/A	N/A	200%	N/A	N/A
Topeka	250%	150%	N/A	250%	150%	N/A	275%	175%	150%	275%	175%	150%

Medicaid Enrollment By County

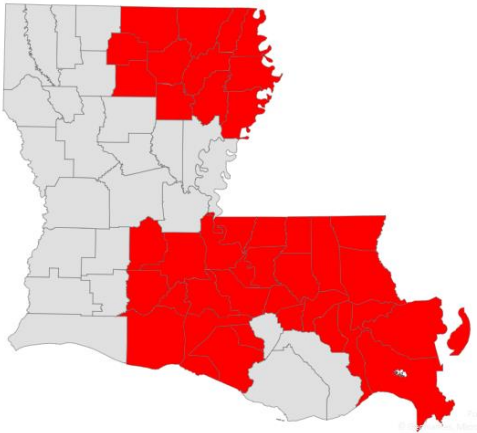
- State Medicaid county-level enrollment data not available



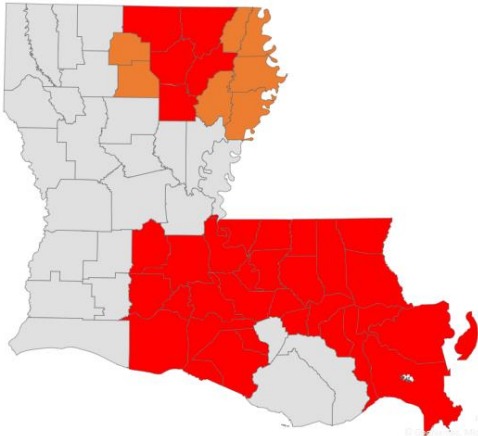
Louisiana

Premium Position by Metal Level

40-year-old Premium, Bronze



40-year-old Premium, Silver



Legend

UHC vs ACA Lowest	
	>+\$30
	+\$21-30
	+\$11-20
	+\$1-10
	Lowest

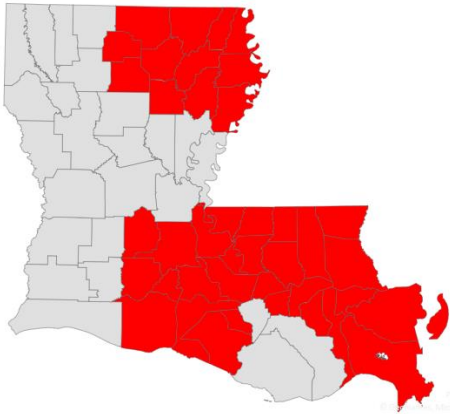
Market	County	Range	Market	County	Range
Baton Rouge	Ascension Parish	Greater than \$30	Baton Rouge	Ascension Parish	Greater than \$30
Baton Rouge	East Baton Rouge Parish	Greater than \$30	Baton Rouge	East Baton Rouge Parish	Greater than \$30
Baton Rouge	East Feliciana Parish	Greater than \$30	Baton Rouge	East Feliciana Parish	Greater than \$30
Baton Rouge	Iberville Parish	Greater than \$30	Baton Rouge	Iberville Parish	Greater than \$30
Baton Rouge	Livingston Parish	Greater than \$30	Baton Rouge	Livingston Parish	Greater than \$30
Baton Rouge	Pointe Coupee Parish	Greater than \$30	Baton Rouge	Pointe Coupee Parish	Greater than \$30
Baton Rouge	St. Helena Parish	Greater than \$30	Baton Rouge	St. Helena Parish	Greater than \$30
Baton Rouge	Tangipahoa Parish	Greater than \$30	Baton Rouge	Tangipahoa Parish	Greater than \$30
Baton Rouge	Washington Parish	Greater than \$30	Baton Rouge	Washington Parish	Greater than \$30
Baton Rouge	West Baton Rouge Parish	Greater than \$30	Baton Rouge	West Baton Rouge Parish	Greater than \$30
Baton Rouge	West Feliciana Parish	Greater than \$30	Baton Rouge	West Feliciana Parish	Greater than \$30
Lafayette (LA)	Acadia Parish	Greater than \$30	Baton Rouge	West Feliciana Parish	Greater than \$30
Lafayette (LA)	Evangeline Parish	Greater than \$30	Lafayette (LA)	Acadia Parish	Greater than \$30
Lafayette (LA)	Iberia Parish	Greater than \$30	Lafayette (LA)	Evangeline Parish	Greater than \$30
Lafayette (LA)	Lafayette Parish	Greater than \$30	Lafayette (LA)	Iberia Parish	Greater than \$30
Lafayette (LA)	St. Landry Parish	Greater than \$30	Lafayette (LA)	Lafayette Parish	Greater than \$30
Lafayette (LA)	St. Martin Parish	Greater than \$30	Lafayette (LA)	St. Landry Parish	Greater than \$30
Lafayette (LA)	St. Mary Parish	Greater than \$30	Lafayette (LA)	St. Martin Parish	Greater than \$30
Lafayette (LA)	Vermilion Parish	Greater than \$30	Lafayette (LA)	St. Mary Parish	Greater than \$30
			Lafayette (LA)	Vermilion Parish	Greater than \$30



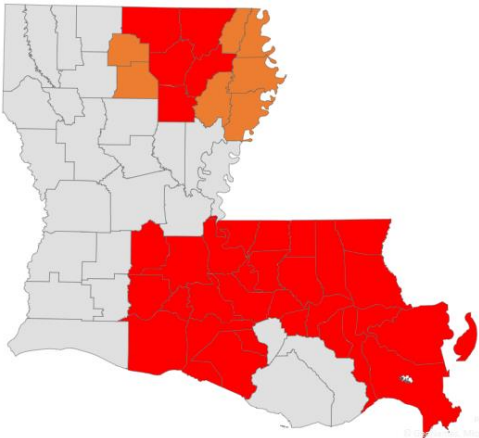
Louisiana - continued

Premium Position by Metal Level

40-year-old Premium, Bronze



40-year-old Premium, Silver



Legend

UHC vs ACA Lowest	
	>+\$30
	+\$21-30
	+\$11-20
	+\$1-10
	Lowest

Market	County	Range
Monroe	Caldwell Parish	Greater than \$30
Monroe	East Carroll Parish	Greater than \$30
Monroe	Franklin Parish	Greater than \$30
Monroe	Jackson Parish	Greater than \$30
Monroe	Lincoln Parish	Greater than \$30
Monroe	Madison Parish	Greater than \$30
Monroe	Morehouse Parish	Greater than \$30
Monroe	Ouachita Parish	Greater than \$30
Monroe	Richland Parish	Greater than \$30
Monroe	Tensas Parish	Greater than \$30
Monroe	Union Parish	Greater than \$30
Monroe	West Carroll Parish	Greater than \$30
New Orleans	Jefferson Parish	Greater than \$30
New Orleans	Orleans Parish	Greater than \$30
New Orleans	Plaquemines Parish	Greater than \$30
New Orleans	St. Bernard Parish	Greater than \$30
New Orleans	St. Charles Parish	Greater than \$30
New Orleans	St. James Parish	Greater than \$30
New Orleans	St. John the Baptist Parish	Greater than \$30
New Orleans	St. Tammany Parish	Greater than \$30

Market	County	Range
Monroe	Caldwell Parish	Greater than \$30
Monroe	East Carroll Parish	Within \$30
Monroe	Franklin Parish	Within \$30
Monroe	Jackson Parish	Within \$30
Monroe	Lincoln Parish	Within \$30
Monroe	Madison Parish	Within \$30
Monroe	Morehouse Parish	Greater than \$30
Monroe	Ouachita Parish	Greater than \$30
Monroe	Richland Parish	Greater than \$30
Monroe	Tensas Parish	Within \$30
Monroe	Union Parish	Greater than \$30
Monroe	West Carroll Parish	Within \$30
New Orleans	Jefferson Parish	Greater than \$30
New Orleans	Orleans Parish	Greater than \$30
New Orleans	Plaquemines Parish	Greater than \$30
New Orleans	St. Bernard Parish	Greater than \$30
New Orleans	St. Charles Parish	Greater than \$30
New Orleans	St. James Parish	Greater than \$30
New Orleans	St. John the Baptist Parish	Greater than \$30
New Orleans	St. Tammany Parish	Greater than \$30



Louisiana - *continued*

County level Data: Medicaid and Premium Position by FPL

• Federal Poverty Levels that can purchase a UnitedHealthcare Plan for \$0, \$10, \$20, or \$30 by Metal Level

Market	UHC Plans for Free			UHC Plans for \$10			UHC Plans for \$20			UHC Plans for \$30		
	Bronze	Silver	Gold	Bronze	Silver	Gold	Bronze	Silver	Gold	Bronze	Silver	Gold
New Orleans	N/A	N/A	N/A	N/A	N/A	N/A	150%	N/A	N/A	150%	N/A	N/A
Baton Rouge	N/A	N/A	N/A	N/A	N/A	N/A	N/A	N/A	N/A	N/A	N/A	N/A
Lafayette	225%	N/A	N/A	225%	N/A	N/A	225%	N/A	N/A	250%	N/A	N/A
Monroe	250%	N/A	N/A	250%	N/A	N/A	250%	N/A	N/A	250%	N/A	N/A

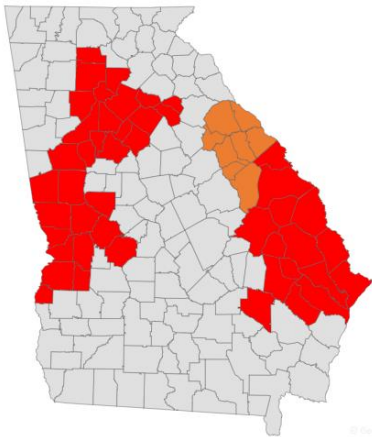
Medicaid Enrollment By County*

Acadia	27,826
Ascension	35,896
Caldwell	5,120
East Baton Rouge	168,179
East Carroll	3,994
East Feliciana	7,744
Evangeline	16,077
Franklin	10,953
Iberia	34,967
Iberville	13,699
Jackson	5,517
Jefferson	105,045
Lafayette	84,096
Lincoln	16,442
Livingston	47,544
Madison	6,173
Morehouse	14,173
Orleans	170,425
Ouachita	71,450
Plaquemines	2,605
Pointe Coupee	8,406
Richland	10,386
St. Bernard	21,154
St. Charles	15,891
St. Helena	3,614
St. James	8,197
St. John The Baptist	19,859
St. Landry	45,777
St. Martin	20,918
St. Mary	24,514
St. Tammany	75,104
Tangipahoa	63,820
Tensas	2,318
Union	10,132
Vermilion	23,767
Washington	23,171
West Baton Rouge	9,453
West Carroll	5,467
West Feliciana	3,311

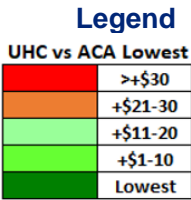
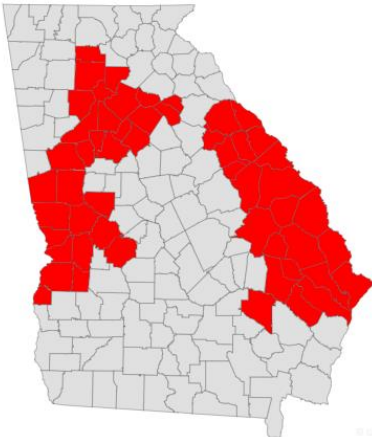
Georgia

Premium Position by Metal Level

40-year-old Premium, Bronze



40-year-old Premium, Silver



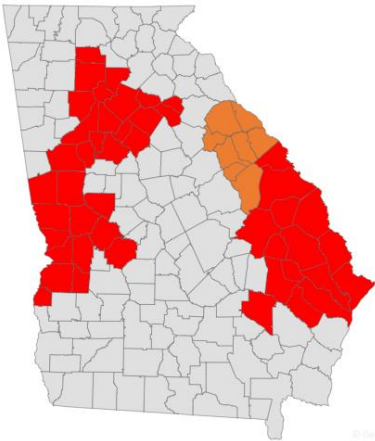
Market	County	Range
Atlanta	Barrow	Greater than \$30
Atlanta	Cherokee	Greater than \$30
Atlanta	Clarke	Greater than \$30
Atlanta	Clayton	Greater than \$30
Atlanta	Cobb	Greater than \$30
Atlanta	Coweta	Greater than \$30
Atlanta	DeKalb	Greater than \$30
Atlanta	Fayette	Greater than \$30
Atlanta	Forsyth	Greater than \$30
Atlanta	Fulton	Greater than \$30
Atlanta	Gwinnett	Greater than \$30
Atlanta	Henry	Greater than \$30
Atlanta	Newton	Greater than \$30
Atlanta	Oconee	Greater than \$30
Atlanta	Pickens	Greater than \$30
Atlanta	Rockdale	Greater than \$30
Atlanta	Walton	Greater than \$30
Augusta (GA-SC)	Burke	Greater than \$30
Augusta (GA-SC)	Columbia	Within \$30
Augusta (GA-SC)	Emanuel	Greater than \$30
Augusta (GA-SC)	Glascocock	Within \$30
Augusta (GA-SC)	Jefferson	Within \$30
Augusta (GA-SC)	Jenkins	Greater than \$30
Augusta (GA-SC)	Lincoln	Within \$30
Augusta (GA-SC)	McDuffie	Within \$30
Augusta (GA-SC)	Richmond	Greater than \$30
Augusta (GA-SC)	Taliaferro	Within \$30
Augusta (GA-SC)	Warren	Within \$30
Augusta (GA-SC)	Wilkes	Within \$30

Market	County	Range
Atlanta	Barrow	Greater than \$30
Atlanta	Cherokee	Greater than \$30
Atlanta	Clarke	Greater than \$30
Atlanta	Clayton	Greater than \$30
Atlanta	Cobb	Greater than \$30
Atlanta	Coweta	Greater than \$30
Atlanta	DeKalb	Greater than \$30
Atlanta	Fayette	Greater than \$30
Atlanta	Forsyth	Greater than \$30
Atlanta	Fulton	Greater than \$30
Atlanta	Gwinnett	Greater than \$30
Atlanta	Henry	Greater than \$30
Atlanta	Newton	Greater than \$30
Atlanta	Oconee	Greater than \$30
Atlanta	Pickens	Greater than \$30
Atlanta	Rockdale	Greater than \$30
Atlanta	Walton	Greater than \$30
Augusta (GA-SC)	Burke	Greater than \$30
Augusta (GA-SC)	Columbia	Greater than \$30
Augusta (GA-SC)	Emanuel	Greater than \$30
Augusta (GA-SC)	Glascocock	Greater than \$30
Augusta (GA-SC)	Jefferson	Greater than \$30
Augusta (GA-SC)	Jenkins	Greater than \$30
Augusta (GA-SC)	Lincoln	Greater than \$30
Augusta (GA-SC)	McDuffie	Greater than \$30
Augusta (GA-SC)	Richmond	Greater than \$30
Augusta (GA-SC)	Taliaferro	Greater than \$30
Augusta (GA-SC)	Warren	Greater than \$30
Augusta (GA-SC)	Wilkes	Greater than \$30

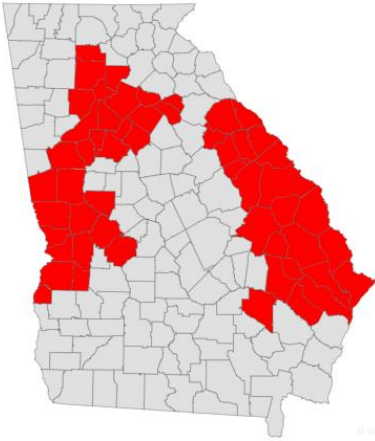
Georgia - continued

Premium Position by Metal Level

40-year-old Premium, Bronze



40-year-old Premium, Silver



Legend

UHC vs ACA Lowest	
	>+\$30
	+\$21-30
	+\$11-20
	+\$1-10
	Lowest

Market	County	Range
Columbus-Auburn-Opelika (, Chattahoochee		Greater than \$30
Columbus-Auburn-Opelika (, Harris		Greater than \$30
Columbus-Auburn-Opelika (, Macon		Greater than \$30
Columbus-Auburn-Opelika (, Marion		Greater than \$30
Columbus-Auburn-Opelika (, Meriwether		Greater than \$30
Columbus-Auburn-Opelika (, Muscogee		Greater than \$30
Columbus-Auburn-Opelika (, Quitman		Greater than \$30
Columbus-Auburn-Opelika (, Stewart		Greater than \$30
Columbus-Auburn-Opelika (, Talbot		Greater than \$30
Columbus-Auburn-Opelika (, Taylor		Greater than \$30
Columbus-Auburn-Opelika (, Troup		Greater than \$30
Columbus-Auburn-Opelika (, Upson		Greater than \$30
Columbus-Auburn-Opelika (, Webster		Greater than \$30
Savannah	Appling	Greater than \$30
Savannah	Bryan	Greater than \$30
Savannah	Bulloch	Greater than \$30
Savannah	Candler	Greater than \$30
Savannah	Chatham	Greater than \$30
Savannah	Effingham	Greater than \$30
Savannah	Evans	Greater than \$30
Savannah	Liberty	Greater than \$30
Savannah	Long	Greater than \$30
Savannah	Screven	Greater than \$30
Savannah	Tattnall	Greater than \$30

Market	County	Range
Columbus-Auburn-Opelika (AL Chattahoochee		Greater than \$30
Columbus-Auburn-Opelika (AL Harris		Greater than \$30
Columbus-Auburn-Opelika (AL Macon		Greater than \$30
Columbus-Auburn-Opelika (AL Marion		Greater than \$30
Columbus-Auburn-Opelika (AL Meriwether		Greater than \$30
Columbus-Auburn-Opelika (AL Muscogee		Greater than \$30
Columbus-Auburn-Opelika (AL Quitman		Greater than \$30
Columbus-Auburn-Opelika (AL Stewart		Greater than \$30
Columbus-Auburn-Opelika (AL Talbot		Greater than \$30
Columbus-Auburn-Opelika (AL Taylor		Greater than \$30
Columbus-Auburn-Opelika (AL Troup		Greater than \$30
Columbus-Auburn-Opelika (AL Upson		Greater than \$30
Columbus-Auburn-Opelika (AL Webster		Greater than \$30
Savannah	Appling	Greater than \$30
Savannah	Bryan	Greater than \$30
Savannah	Bulloch	Greater than \$30
Savannah	Candler	Greater than \$30
Savannah	Chatham	Greater than \$30
Savannah	Effingham	Greater than \$30
Savannah	Evans	Greater than \$30
Savannah	Liberty	Greater than \$30
Savannah	Long	Greater than \$30
Savannah	Screven	Greater than \$30
Savannah	Tattnall	Greater than \$30



Georgia - continued

County level Data: Medicaid and Premium Position by FPL

Federal Poverty Levels that can purchase a UnitedHealthcare Plan for \$0, \$10, \$20, or \$30 by Metal Level

Market	UHC Plans for Free			UHC Plans for \$10			UHC Plans for \$20			UHC Plans for \$30		
	Bronze	Silver	Gold	Bronze	Silver	Gold	Bronze	Silver	Gold	Bronze	Silver	Gold
Atlanta	N/A	N/A	N/A	N/A	N/A	N/A	N/A	N/A	N/A	N/A	N/A	N/A
Savannah	N/A	N/A	N/A	N/A	N/A	N/A	N/A	N/A	N/A	N/A	N/A	N/A
Augusta (GA-SC)	N/A	N/A	N/A	150%	N/A	N/A	175%	N/A	N/A	175%	N/A	N/A
Columbus-Auburn-Op	N/A	N/A	N/A	N/A	N/A	N/A	N/A	N/A	N/A	N/A	N/A	N/A
Athens	N/A	N/A	N/A	N/A	N/A	N/A	N/A	N/A	N/A	N/A	N/A	N/A
Atlanta	N/A	N/A	N/A	N/A	N/A	N/A	N/A	N/A	N/A	N/A	N/A	N/A

Medicaid Enrollment By County*

Wilkes	2,898
Webster	659
Warren	1,821
Walton	20,096
Upson	8,555
Troup	18,692
Taylor	2,535
Tattnall	6,467
Taliaferro	477
Talbot	1,528
Stewart	1,399
Screven	4,239
Rockdale	23,670
Richmond	59,535
Quitman	615
Pickens	6,091
Oconee	3,313
Newton	30,592
Muscogee	53,548
Meriwether	5,903
McDuffie	7,041
Marion	2,163
Macon	3,469
Long	4,223
Lincoln	1,738
Liberty	14,700
Jenkins	2,679
Jefferson	5,458
Henry	49,077
Harris	4,148
Gwinnett	177,807
Glascock	750



Georgia - *continued*

Medicaid Enrollment By County*	
Fulton	190,852
Forsyth	17,813
Fayette	11,835
Evans	3,487
Emanuel	7,909
Effingham	10,709
DeKalb	166,003
Coweta	21,381
Columbia	17,641
Cobb	104,386
Clayton	96,870
Clarke	22,898
Cherokee	28,948
Chattahoochee	945
Chatham	58,711
Candler	3,752
Burke	7,305
Bulloch	16,060
Bryan	6,411
Barrow	18,098
Appling	5,472

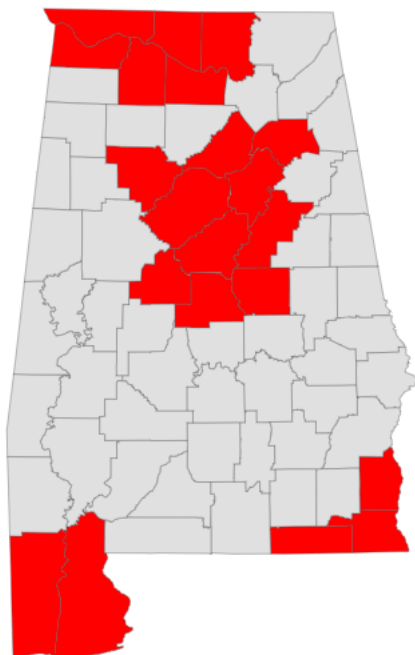
*Source: Georgia Department of Community Health. (Retrieved on January 31st, 2023). *Georgia Medicaid Enrollment Online Dashboard*.
<https://dch.georgia.gov/2020-medicaid-online-enrollment-dashboard>



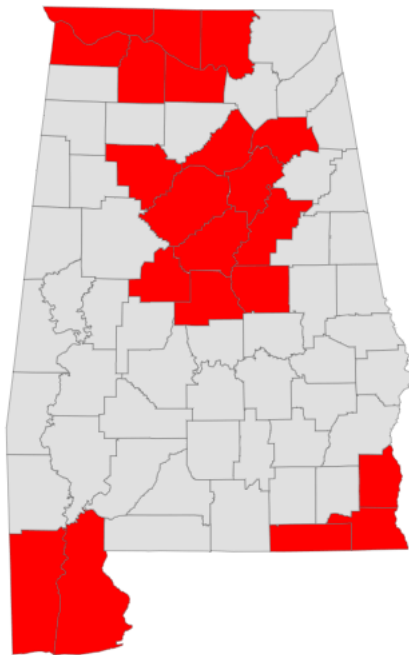
Alabama

Premium Position by Metal Level

40-year-old Premium, Bronze



40-year-old Premium, Silver



Legend

UHC vs ACA Lowest	
	>+\$30
	+\$21-30
	+\$11-20
	+\$1-10
	Lowest

Market	County	Range
Birmingham	Bibb	Greater than \$30
Birmingham	Blount	Greater than \$30
Birmingham	Chilton	Greater than \$30
Birmingham	Etowah	Greater than \$30
Birmingham	Jefferson	Greater than \$30
Birmingham	Shelby	Greater than \$30
Birmingham	St. Clair	Greater than \$30
Birmingham	Talladega	Greater than \$30
Birmingham	Walker	Greater than \$30
Dothan	Geneva	Greater than \$30
Dothan	Henry	Greater than \$30
Dothan	Houston	Greater than \$30
Florence	Colbert	Greater than \$30
Florence	Lauderdale	Greater than \$30
Huntsville-Decatur	Lawrence	Greater than \$30
Huntsville-Decatur	Limestone	Greater than \$30
Huntsville-Decatur	Madison	Greater than \$30
Huntsville-Decatur	Morgan	Greater than \$30
Mobile-Daphne	Baldwin	Greater than \$30
Mobile-Daphne	Mobile	Greater than \$30
Montgomery	Coosa	Greater than \$30

Market	County	Range
Birmingham	Bibb	Greater than \$30
Birmingham	Blount	Greater than \$30
Birmingham	Chilton	Greater than \$30
Birmingham	Etowah	Greater than \$30
Birmingham	Jefferson	Greater than \$30
Birmingham	Shelby	Greater than \$30
Birmingham	St. Clair	Greater than \$30
Birmingham	Talladega	Greater than \$30
Birmingham	Walker	Greater than \$30
Dothan	Geneva	Greater than \$30
Dothan	Henry	Greater than \$30
Dothan	Houston	Greater than \$30
Florence	Colbert	Greater than \$30
Florence	Lauderdale	Greater than \$30
Huntsville-Decatur	Lawrence	Greater than \$30
Huntsville-Decatur	Limestone	Greater than \$30
Huntsville-Decatur	Madison	Greater than \$30
Huntsville-Decatur	Morgan	Greater than \$30
Mobile-Daphne	Baldwin	Greater than \$30
Mobile-Daphne	Mobile	Greater than \$30
Montgomery	Coosa	Greater than \$30



Alabama - *continued*

County level Data: Medicaid and Premium Position by FPL

- Federal Poverty Levels that can purchase a UnitedHealthcare Plan for \$0, \$10, \$20, or \$30 by Metal Level

Market	UHC Plans for Free			UHC Plans for \$10			UHC Plans for \$20			UHC Plans for \$30		
	Bronze	Silver	Gold	Bronze	Silver	Gold	Bronze	Silver	Gold	Bronze	Silver	Gold
Birmingham	225%	N/A	N/A	225%	N/A	N/A	225%	N/A	N/A	250%	N/A	N/A
Mobile-Daphne	225%	N/A	N/A	225%	N/A	N/A	225%	N/A	N/A	250%	N/A	N/A
Huntsville-Decatur	225%	N/A	N/A	225%	N/A	N/A	225%	N/A	N/A	250%	N/A	N/A
Mobile-Daphne	225%	N/A	N/A	225%	N/A	N/A	225%	N/A	N/A	250%	N/A	N/A
Dothan	225%	N/A	N/A	225%	N/A	N/A	250%	N/A	N/A	250%	N/A	N/A
Florence	225%	N/A	N/A	225%	N/A	N/A	250%	N/A	N/A	250%	N/A	N/A
Huntsville-Decatur	225%	N/A	N/A	225%	N/A	N/A	250%	N/A	N/A	250%	N/A	N/A
Birmingham	225%	N/A	N/A	225%	N/A	N/A	250%	N/A	N/A	250%	N/A	N/A

Medicaid Enrollment By County

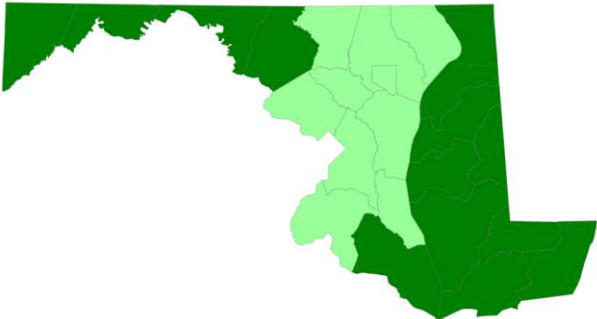
- State Medicaid county-level enrollment data not available



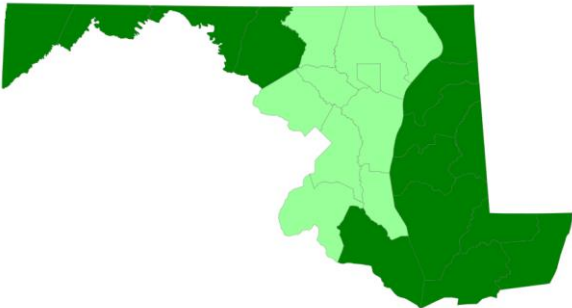
Maryland

Premium Position by Metal Level

40-year-old Premium, Bronze



40-year-old Premium, Silver



Legend

UHC vs ACA Lowest	
	>+\$30
	+\$21-30
	+\$11-20
	+\$1-10
	Lowest

Market	County	Range	Market	County	Range
Baltimore	Anne Arundel	Within \$20	Baltimore	Anne Arundel	Within \$20
Baltimore	Baltimore	Within \$20	Baltimore	Baltimore	Within \$20
Baltimore	Harford	Within \$20	Baltimore	Harford	Within \$20
Baltimore	Howard	Within \$20	Baltimore	Howard	Within \$20
Baltimore	Baltimore city	Within \$20	Baltimore	Baltimore city	Within \$20
Salisbury-Cambridge	Calvert	Within \$20	Salisbury-Cambridge	Calvert	Within \$20
Salisbury-Cambridge	Caroline	Lowest	Salisbury-Cambridge	Caroline	Lowest
Salisbury-Cambridge	Cecil	Lowest	Salisbury-Cambridge	Cecil	Lowest
Salisbury-Cambridge	Charles	Within \$20	Salisbury-Cambridge	Charles	Within \$20
Salisbury-Cambridge	Dorchester	Lowest	Salisbury-Cambridge	Dorchester	Lowest
Salisbury-Cambridge	Kent	Lowest	Salisbury-Cambridge	Kent	Lowest
Salisbury-Cambridge	Queen Anne's	Lowest	Salisbury-Cambridge	Queen Anne's	Lowest
Salisbury-Cambridge	St. Mary's	Lowest	Salisbury-Cambridge	St. Mary's	Lowest
Salisbury-Cambridge	Somerset	Lowest	Salisbury-Cambridge	Somerset	Lowest
Salisbury-Cambridge	Talbot	Lowest	Salisbury-Cambridge	Talbot	Lowest
Salisbury-Cambridge	Wicomico	Lowest	Salisbury-Cambridge	Wicomico	Lowest
Salisbury-Cambridge	Worcester	Lowest	Salisbury-Cambridge	Worcester	Lowest
Washington-Arlington-Alexandria (D Allegany		Lowest	Washington-Arlington-Alexandria (D Allegany		Lowest
Washington-Arlington-Alexandria (D Carroll		Within \$20	Washington-Arlington-Alexandria (D Carroll		Within \$20
Washington-Arlington-Alexandria (D Frederick		Lowest	Washington-Arlington-Alexandria (D Frederick		Lowest
Washington-Arlington-Alexandria (D Garrett		Lowest	Washington-Arlington-Alexandria (D Garrett		Lowest
Washington-Arlington-Alexandria (D Montgomery		Within \$20	Washington-Arlington-Alexandria (D Montgomery		Within \$20
Washington-Arlington-Alexandria (D Prince George's		Within \$20	Washington-Arlington-Alexandria (D Prince George's		Within \$20
Washington-Arlington-Alexandria (D Washington		Lowest	Washington-Arlington-Alexandria (D Washington		Lowest



Maryland - *continued*

County level Data: Medicaid and Premium Position by FPL

- Federal Poverty Levels that can purchase a UnitedHealthcare Plan for \$0, \$10, \$20, or \$30 by Metal Level

Market	UHC Plans for Free			UHC Plans for \$10			UHC Plans for \$20			UHC Plans for \$30		
	Bronze	Silver	Gold	Bronze	Silver	Gold	Bronze	Silver	Gold	Bronze	Silver	Gold
Silver Spring-Frederick-Rockville	225%	N/A	150%	225%	N/A	150%	225%	150%	175%	225%	150%	175%
Baltimore	225%	N/A	150%	225%	N/A	150%	225%	150%	175%	225%	150%	175%
Salisbury-Cambridge	225%	N/A	150%	225%	N/A	150%	225%	150%	175%	225%	150%	175%
Silver Spring-Frederick-Rockville	225%	N/A	150%	225%	N/A	150%	225%	150%	175%	225%	150%	175%

Medicaid Enrollment By County

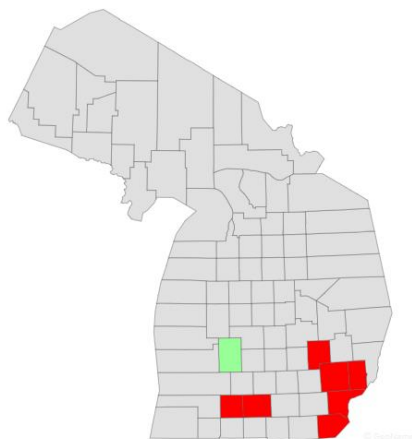
- State Medicaid county-level enrollment data not available



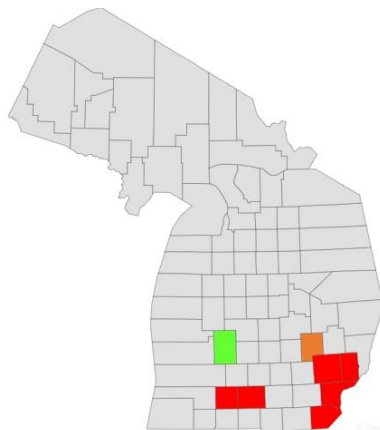
Michigan

Premium Position by Metal Level

40-year-old Premium, Bronze



40-year-old Premium, Silver



Legend

UHC vs ACA Lowest	
	>+\$30
	+\$21-30
	+\$11-20
	+\$1-10
	Lowest

Market	County	Range
Detroit	Genesee	Greater than \$30
Detroit	Macomb	Greater than \$30
Detroit	Monroe	Greater than \$30
Detroit	Oakland	Greater than \$30
Detroit	Wayne	Greater than \$30
Grand Rapids	Kent	Within \$20
Kalamazoo	Calhoun	Greater than \$30
Kalamazoo	Kalamazoo	Greater than \$30

Market	County	Range
Detroit	Genesee	Within \$30
Detroit	Macomb	Greater than \$30
Detroit	Monroe	Greater than \$30
Detroit	Oakland	Greater than \$30
Detroit	Wayne	Greater than \$30
Grand Rapids	Kent	Within \$10
Kalamazoo	Calhoun	Greater than \$30
Kalamazoo	Kalamazoo	Greater than \$30

County level Data: Medicaid and Premium Position by FPL

- Federal Poverty Levels that can purchase a UnitedHealthcare Plan for \$0, \$10, \$20, or \$30 by Metal Level

Market	UHC Plans for Free			UHC Plans for \$10			UHC Plans for \$20			UHC Plans for \$30		
	Bronze	Silver	Gold	Bronze	Silver	Gold	Bronze	Silver	Gold	Bronze	Silver	Gold
Detroit	175%	N/A	N/A	175%	N/A	N/A	200%	N/A	N/A	200%	N/A	N/A
Detroit	175%	N/A	N/A	200%	N/A	N/A	200%	N/A	N/A	200%	N/A	N/A
Detroit	200%	N/A	N/A	200%	N/A	N/A	200%	N/A	N/A	225%	150%	N/A
Grand Rapids	200%	N/A	N/A	225%	150%	N/A	225%	150%	N/A	225%	175%	N/A
Kalamazoo	175%	N/A	N/A	175%	N/A	N/A	200%	N/A	N/A	200%	N/A	N/A



Michigan - continued

Medicaid Enrollment By County*	
Calhoun	35,875
Genesee	130,701
Kalamazoo	51,342
Kent	132,653
Macomb	188,854
Monroe	27,182
Oakland	174,288
Wayne	627,151

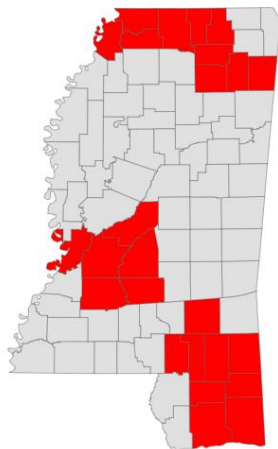
*Source: Michigan Department of Health and Human Services. (Retrieved on January 31st, 2023). *Michigan Department of Health and Human Services MEDICAID AND HEALTHY MICHIGAN PLAN ENROLLEES*. <https://www.michigan.gov/mdhhs/-/media/Project/Websites/mdhhs/Assistance-Programs/Medicaid-BPHASA/Monthly-MHP-Enrollment/JE02-112022.pdf?rev=125930c024524b50881d9bab5d3bc122&hash=E6113FC60BE9C6D7D3B9F9080A551FDA>



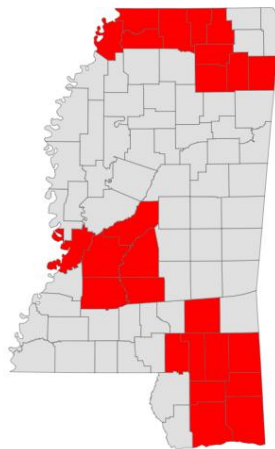
Mississippi

Premium Position by Metal Level

40-year-old Premium, Bronze



40-year-old Premium, Silver



Legend

UHC vs ACA Lowest	
	>+\$30
	+\$21-30
	+\$11-20
	+\$1-10
	Lowest

Market	County	Range
Gulfport-Biloxi	George	Greater than \$30
Gulfport-Biloxi	Harrison	Greater than \$30
Gulfport-Biloxi	Jackson	Greater than \$30
Gulfport-Biloxi	Stone	Greater than \$30
Hattiesburg	Forrest	Greater than \$30
Hattiesburg	Greene	Greater than \$30
Hattiesburg	Jones	Greater than \$30
Hattiesburg	Lamar	Greater than \$30
Hattiesburg	Perry	Greater than \$30
Jackson (MS)	Copiah	Greater than \$30
Jackson (MS)	Hinds	Greater than \$30
Jackson (MS)	Madison	Greater than \$30
Jackson (MS)	Rankin	Greater than \$30
Jackson (MS)	Simpson	Greater than \$30
Jackson (MS)	Warren	Greater than \$30
Memphis (TN-MS)	DeSoto	Greater than \$30
Memphis (TN-MS)	Marshall	Greater than \$30
Memphis (TN-MS)	Tate	Greater than \$30
Memphis (TN-MS)	Tunica	Greater than \$30
Tupelo	Benton	Greater than \$30
Tupelo	Itawamba	Greater than \$30
Tupelo	Lee	Greater than \$30
Tupelo	Pontotoc	Greater than \$30
Tupelo	Tippah	Greater than \$30
Tupelo	Union	Greater than \$30

Market	County	Range
Gulfport-Biloxi	George	Greater than \$30
Gulfport-Biloxi	Harrison	Greater than \$30
Gulfport-Biloxi	Jackson	Greater than \$30
Gulfport-Biloxi	Stone	Greater than \$30
Hattiesburg	Forrest	Greater than \$30
Hattiesburg	Greene	Greater than \$30
Hattiesburg	Jones	Greater than \$30
Hattiesburg	Lamar	Greater than \$30
Hattiesburg	Perry	Greater than \$30
Jackson (MS)	Copiah	Greater than \$30
Jackson (MS)	Hinds	Greater than \$30
Jackson (MS)	Madison	Greater than \$30
Jackson (MS)	Rankin	Greater than \$30
Jackson (MS)	Simpson	Greater than \$30
Jackson (MS)	Warren	Greater than \$30
Memphis (TN-MS)	DeSoto	Greater than \$30
Memphis (TN-MS)	Marshall	Greater than \$30
Memphis (TN-MS)	Tate	Greater than \$30
Memphis (TN-MS)	Tunica	Greater than \$30
Tupelo	Benton	Greater than \$30
Tupelo	Itawamba	Greater than \$30
Tupelo	Lee	Greater than \$30
Tupelo	Pontotoc	Greater than \$30
Tupelo	Tippah	Greater than \$30
Tupelo	Union	Greater than \$30



Mississippi - *continued*

County level Data: Medicaid and Premium Position by FPL

- Federal Poverty Levels that can purchase a UnitedHealthcare Plan for \$0, \$10, \$20, or \$30 by Metal Level

Market	UHC Plans for Free			UHC Plans for \$10			UHC Plans for \$20			UHC Plans for \$30		
	Bronze	Silver	Gold	Bronze	Silver	Gold	Bronze	Silver	Gold	Bronze	Silver	Gold
Jackson	N/A	N/A	N/A	150%	N/A	N/A	150%	N/A	N/A	175%	N/A	N/A
Gulfport-Biloxi	175%	N/A	N/A	175%	N/A	N/A	200%	N/A	N/A	200%	N/A	N/A
Hattiesburg	N/A	N/A	N/A	150%	N/A	N/A	150%	N/A	N/A	175%	N/A	N/A
Memphis (TN-MS)	N/A	N/A	N/A	N/A	N/A	N/A	N/A	N/A	N/A	N/A	N/A	N/A
Tupelo	N/A	N/A	N/A	N/A	N/A	N/A	N/A	N/A	N/A	N/A	N/A	N/A

Medicaid Enrollment By County

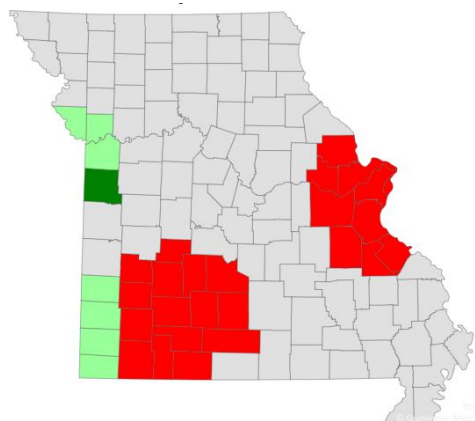
- State Medicaid county-level enrollment data not available



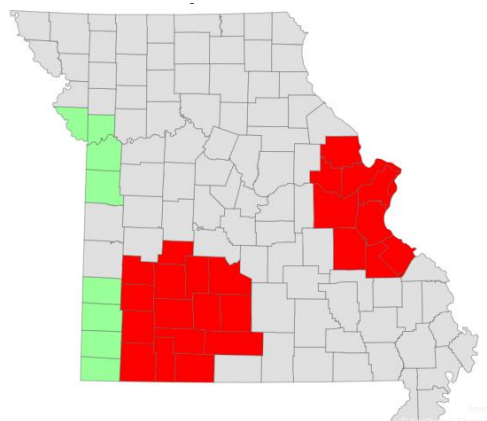
Missouri

Premium Position by Metal Level

40-year-old Premium, Bronze



40-year-old Premium, Silver



Legend

UHC vs ACA Lowest	
	>+\$30
	+\$21-30
	+\$11-20
	+\$1-10
	Lowest

Market	County	Range
Joplin	Barton	Within \$20
Joplin	Jasper	Within \$20
Joplin	McDonald	Within \$20
Joplin	Newton	Within \$20
Kansas City (MO-KS)	Cass	Lowest
Kansas City (MO-KS)	Clay	Within \$20
Kansas City (MO-KS)	Jackson	Within \$20
Kansas City (MO-KS)	Platte	Within \$20
Springfield (MO)	Barry	Greater than \$30
Springfield (MO)	Cedar	Greater than \$30
Springfield (MO)	Christian	Greater than \$30
Springfield (MO)	Dade	Greater than \$30
Springfield (MO)	Dallas	Greater than \$30
Springfield (MO)	Douglas	Greater than \$30
Springfield (MO)	Greene	Greater than \$30
Springfield (MO)	Hickory	Greater than \$30
Springfield (MO)	Laclede	Greater than \$30
Springfield (MO)	Lawrence	Greater than \$30
Springfield (MO)	Polk	Greater than \$30
Springfield (MO)	Stone	Greater than \$30
Springfield (MO)	Taney	Greater than \$30
Springfield (MO)	Webster	Greater than \$30
Springfield (MO)	Wright	Greater than \$30

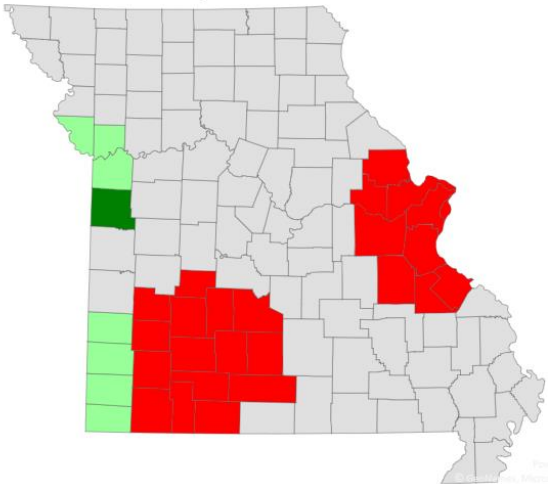
Market	County	Range
Joplin	Barton	Within \$20
Joplin	Jasper	Within \$20
Joplin	McDonald	Within \$20
Joplin	Newton	Within \$20
Kansas City (MO-KS)	Cass	Within \$20
Kansas City (MO-KS)	Clay	Within \$20
Kansas City (MO-KS)	Jackson	Within \$20
Kansas City (MO-KS)	Platte	Within \$20
Springfield (MO)	Barry	Greater than \$30
Springfield (MO)	Cedar	Greater than \$30
Springfield (MO)	Christian	Greater than \$30
Springfield (MO)	Dade	Greater than \$30
Springfield (MO)	Dallas	Greater than \$30
Springfield (MO)	Douglas	Greater than \$30
Springfield (MO)	Greene	Greater than \$30
Springfield (MO)	Hickory	Greater than \$30
Springfield (MO)	Laclede	Greater than \$30
Springfield (MO)	Lawrence	Greater than \$30
Springfield (MO)	Polk	Greater than \$30
Springfield (MO)	Stone	Greater than \$30
Springfield (MO)	Taney	Greater than \$30
Springfield (MO)	Webster	Greater than \$30
Springfield (MO)	Wright	Greater than \$30



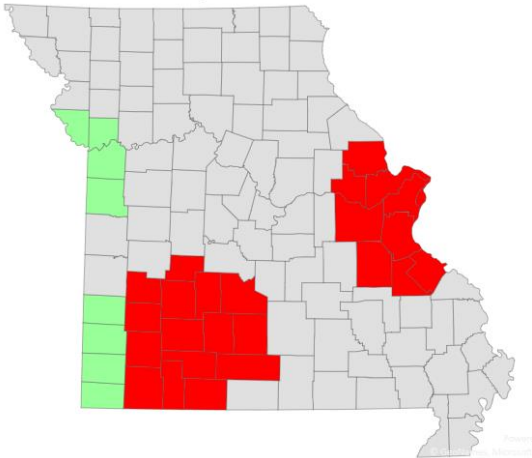
Missouri - continued

Premium Position by Metal Level

40-year-old Premium, Bronze



40-year-old Premium, Silver



Legend

UHC vs ACA Lowest	
	>+\$30
	+\$21-30
	+\$11-20
	+\$1-10
	Lowest

Market	County	Range
St. Louis (MO-IL)	Franklin	Greater than \$30
St. Louis (MO-IL)	Jefferson	Greater than \$30
St. Louis (MO-IL)	Lincoln	Greater than \$30
St. Louis (MO-IL)	St. Charles	Greater than \$30
St. Louis (MO-IL)	St. Francois	Greater than \$30
St. Louis (MO-IL)	St. Louis city	Greater than \$30
St. Louis (MO-IL)	St. Louis	Greater than \$30
St. Louis (MO-IL)	Ste. Genevieve	Greater than \$30
St. Louis (MO-IL)	Warren	Greater than \$30
St. Louis (MO-IL)	Washington	Greater than \$30

Market	County	Range
St. Louis (MO-IL)	Franklin	Greater than \$30
St. Louis (MO-IL)	Jefferson	Greater than \$30
St. Louis (MO-IL)	Lincoln	Greater than \$30
St. Louis (MO-IL)	St. Charles	Greater than \$30
St. Louis (MO-IL)	St. Francois	Greater than \$30
St. Louis (MO-IL)	St. Louis city	Greater than \$30
St. Louis (MO-IL)	St. Louis	Greater than \$30
St. Louis (MO-IL)	Ste. Genevieve	Greater than \$30
St. Louis (MO-IL)	Warren	Greater than \$30
St. Louis (MO-IL)	Washington	Greater than \$30

County level Data: Medicaid and Premium Position by FPL

- Federal Poverty Levels that can purchase a UnitedHealthcare Plan for \$0, \$10, \$20, or \$30 by Metal Level

Market	UHC Plans for Free			UHC Plans for \$10			UHC Plans for \$20			UHC Plans for \$30		
	Bronze	Silver	Gold	Bronze	Silver	Gold	Bronze	Silver	Gold	Bronze	Silver	Gold
St. Louis	175%	N/A	N/A	200%	N/A	N/A	200%	N/A	N/A	200%	N/A	N/A
Springfield	200%	N/A	N/A	200%	N/A	N/A	200%	N/A	N/A	225%	N/A	N/A
Kansas City	200%	N/A	N/A	225%	N/A	N/A	225%	150%	N/A	225%	150%	N/A
Joplin	225%	N/A	N/A	225%	150%	N/A	225%	150%	N/A	250%	175%	N/A

Medicaid Enrollment By County

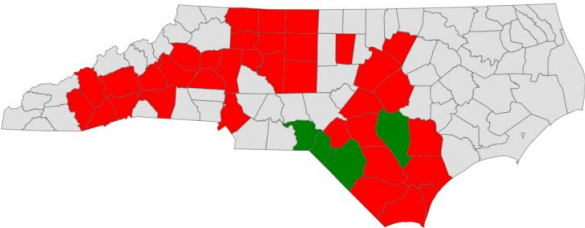
- State Medicaid county-level enrollment data not available



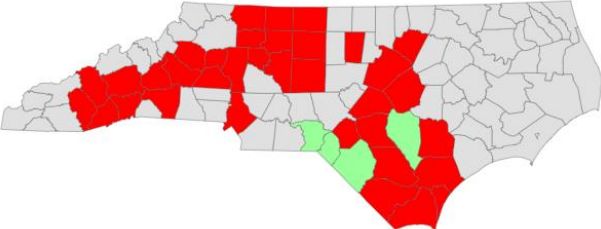
North Carolina

Premium Position by Metal Level

40-year-old Premium, Bronze



40-year-old Premium, Silver



Legend

UHC vs ACA Lowest	
	>+\$30
	+\$21-30
	+\$11-20
	+\$1-10
	Lowest

Market	County	Range
Asheville	Buncombe	Greater than \$30
Asheville	Haywood	Greater than \$30
Asheville	Henderson	Greater than \$30
Asheville	Jackson	Greater than \$30
Asheville	McDowell	Greater than \$30
Asheville	Rutherford	Greater than \$30
Asheville	Transylvania	Greater than \$30
Charlotte (NC-SC)	Mecklenburg	Greater than \$30
Fayetteville	Bladen	Greater than \$30
Fayetteville	Cumberland	Greater than \$30
Fayetteville	Harnett	Greater than \$30
Fayetteville	Hoke	Greater than \$30
Fayetteville	Richmond	Lowest
Fayetteville	Robeson	Lowest
Fayetteville	Sampson	Lowest
Fayetteville	Scotland	Lowest
Greensboro	Guilford	Greater than \$30
Greensboro	Randolph	Greater than \$30
Greensboro	Rockingham	Greater than \$30
Hickory-Lenoir-Morgantown	Alexander	Greater than \$30
Hickory-Lenoir-Morgantown	Burke	Greater than \$30
Hickory-Lenoir-Morgantown	Caldwell	Greater than \$30
Hickory-Lenoir-Morgantown	Catawba	Greater than \$30
Hickory-Lenoir-Morgantown	Iredell	Greater than \$30
Raleigh-Durham-Cary	Franklin	Greater than \$30
Raleigh-Durham-Cary	Johnston	Greater than \$30
Raleigh-Durham-Cary	Orange	Greater than \$30
Raleigh-Durham-Cary	Wake	Greater than \$30

Market	County	Range
Asheville	Buncombe	Greater than \$30
Asheville	Haywood	Greater than \$30
Asheville	Henderson	Greater than \$30
Asheville	Jackson	Greater than \$30
Asheville	McDowell	Greater than \$30
Asheville	Rutherford	Greater than \$30
Asheville	Transylvania	Greater than \$30
Charlotte (NC-SC)	Mecklenburg	Greater than \$30
Fayetteville	Bladen	Greater than \$30
Fayetteville	Cumberland	Greater than \$30
Fayetteville	Harnett	Greater than \$30
Fayetteville	Hoke	Greater than \$30
Fayetteville	Richmond	Within \$20
Fayetteville	Robeson	Within \$20
Fayetteville	Sampson	Within \$20
Fayetteville	Scotland	Within \$20
Greensboro	Guilford	Greater than \$30
Greensboro	Randolph	Greater than \$30
Greensboro	Rockingham	Greater than \$30
Hickory-Lenoir-Morgantown	Alexander	Greater than \$30
Hickory-Lenoir-Morgantown	Burke	Greater than \$30
Hickory-Lenoir-Morgantown	Caldwell	Greater than \$30
Hickory-Lenoir-Morgantown	Catawba	Greater than \$30
Hickory-Lenoir-Morgantown	Iredell	Greater than \$30
Raleigh-Durham-Cary	Franklin	Greater than \$30
Raleigh-Durham-Cary	Johnston	Greater than \$30
Raleigh-Durham-Cary	Orange	Greater than \$30
Raleigh-Durham-Cary	Wake	Greater than \$30



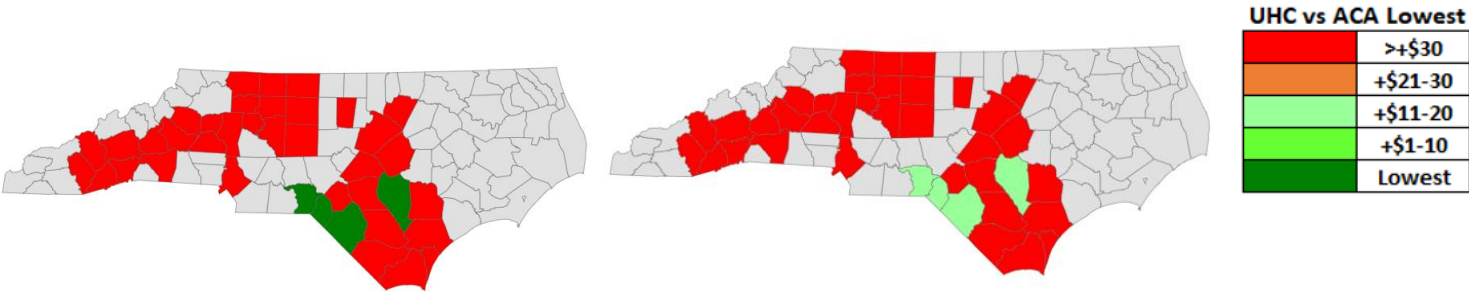
North Carolina - *continued*

Premium Position by Metal Level

40-year-old Premium, Bronze

40-year-old Premium, Silver

Legend



Market	County	Range	Market	County	Range
Wilmington (NC)	Brunswick	Greater than \$30	Wilmington (NC)	Brunswick	Greater than \$30
Wilmington (NC)	Columbus	Greater than \$30	Wilmington (NC)	Columbus	Greater than \$30
Wilmington (NC)	Duplin	Greater than \$30	Wilmington (NC)	Duplin	Greater than \$30
Wilmington (NC)	New Hanover	Greater than \$30	Wilmington (NC)	New Hanover	Greater than \$30
Wilmington (NC)	Pender	Greater than \$30	Wilmington (NC)	Pender	Greater than \$30
Winston-Salem	Davidson	Greater than \$30	Winston-Salem	Davidson	Greater than \$30
Winston-Salem	Davie	Greater than \$30	Winston-Salem	Davie	Greater than \$30
Winston-Salem	Forsyth	Greater than \$30	Winston-Salem	Forsyth	Greater than \$30
Winston-Salem	Stokes	Greater than \$30	Winston-Salem	Stokes	Greater than \$30
Winston-Salem	Surry	Greater than \$30	Winston-Salem	Surry	Greater than \$30
Winston-Salem	Yadkin	Greater than \$30	Winston-Salem	Yadkin	Greater than \$30

County level Data: Medicaid and Premium Position by FPL

- Federal Poverty Levels that can purchase a UnitedHealthcare Plan for \$0, \$10, \$20, or \$30 by Metal Level

Market	UHC Plans for Free			UHC Plans for \$10			UHC Plans for \$20			UHC Plans for \$30		
	Bronze	Silver	Gold	Bronze	Silver	Gold	Bronze	Silver	Gold	Bronze	Silver	Gold
Raleigh	175%	N/A	N/A	175%	N/A	N/A	175%	N/A	N/A	200%	N/A	N/A
Charlotte (NC-SC)	N/A	N/A	N/A	N/A	N/A	N/A	N/A	N/A	N/A	150%	N/A	N/A
Asheville	200%	N/A	N/A	200%	N/A	N/A	200%	N/A	N/A	225%	N/A	N/A
Greensboro	N/A	N/A	N/A	N/A	N/A	N/A	N/A	N/A	N/A	N/A	N/A	N/A
Winston-Salem	N/A	N/A	N/A	N/A	N/A	N/A	N/A	N/A	N/A	N/A	N/A	N/A
Wilmington	250%	N/A	N/A	250%	N/A	N/A	275%	N/A	N/A	275%	N/A	N/A
Hickory-Lenoir-Morgantown	150%	N/A	N/A	175%	N/A	N/A	175%	N/A	N/A	175%	N/A	N/A
Fayetteville	250%	N/A	N/A	250%	N/A	N/A	275%	N/A	N/A	275%	N/A	N/A
Raleigh	200%	N/A	N/A	200%	N/A	N/A	200%	N/A	N/A	225%	N/A	N/A



North Carolina - *continued*

Medicaid Enrollment By County*	
Alexander	10,379
Bladen	12,642
Brunswick	32,565
Buncombe	60,545
Burke	27,526
Caldwell	27,339
Catawba	44,654
Columbus	21,821
Cumberland	122,549
Davidson	50,413
Davie	10,165
Duplin	20,570
Forsyth	112,740
Franklin	19,791
Guilford	163,554
Harnett	39,798
Haywood	17,396
Henderson	24,383
Hoke	19,928
Iredell	44,124
Jackson	10,836
Johnston	61,938
McDowell	14,715
Mecklenburg	290,937
New Hanover	46,751
Orange	22,131
Pender	16,822
Randolph	46,173
Richmond	21,498
Robeson	65,082
Rockingham	29,167
Rutherford	22,051
Sampson	23,644
Scotland	16,278
Stokes	12,072
Surry	22,392
Transylvania	7,531
Wake	205,228
Yadkin	10,678

*Source: NC Department of Health and Human Services. (Retrieved on January 31st, 2023). *NC Medicaid Enrollment Overview*.
<https://medicaid.ncdhhs.gov/reports/dashboards#enroll>



Tennessee

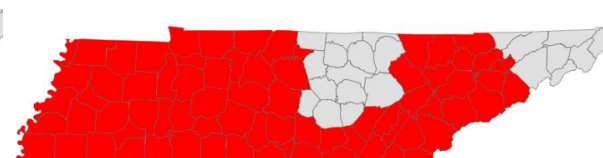
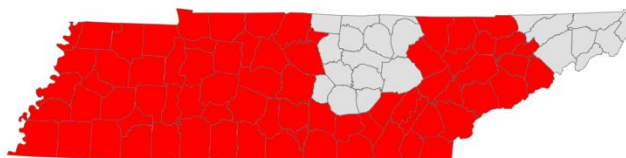
Premium Position by Metal Level

40-year-old Premium, Bronze

40-year-old Premium, Silver

Legend

UHC vs ACA Lowest	
	>+\$30
	+\$21-30
	+\$11-20
	+\$1-10
	Lowest



Market	County	Range
Chattanooga (TN-GA Bledsoe		Greater than \$30
Chattanooga (TN-GA Bradley		Greater than \$30
Chattanooga (TN-GA Franklin		Greater than \$30
Chattanooga (TN-GA Grundy		Greater than \$30
Chattanooga (TN-GA Hamilton		Greater than \$30
Chattanooga (TN-GA Marion		Greater than \$30
Chattanooga (TN-GA McMinn		Greater than \$30
Chattanooga (TN-GA Meigs		Greater than \$30
Chattanooga (TN-GA Polk		Greater than \$30
Chattanooga (TN-GA Rhea		Greater than \$30
Chattanooga (TN-GA Sequatchie		Greater than \$30
Jackson (TN)	Benton	Greater than \$30
Jackson (TN)	Carroll	Greater than \$30
Jackson (TN)	Chester	Greater than \$30
Jackson (TN)	Crockett	Greater than \$30
Jackson (TN)	Decatur	Greater than \$30
Jackson (TN)	Dyer	Greater than \$30
Jackson (TN)	Gibson	Greater than \$30
Jackson (TN)	Hardeman	Greater than \$30
Jackson (TN)	Hardin	Greater than \$30
Jackson (TN)	Henderson	Greater than \$30
Jackson (TN)	Henry	Greater than \$30
Jackson (TN)	Lake	Greater than \$30
Jackson (TN)	Madison	Greater than \$30
Jackson (TN)	McNairy	Greater than \$30
Jackson (TN)	Obion	Greater than \$30
Jackson (TN)	Weakley	Greater than \$30
Knoxville	Anderson	Greater than \$30
Knoxville	Blount	Greater than \$30
Knoxville	Campbell	Greater than \$30
Knoxville	Claiborne	Greater than \$30
Knoxville	Cocke	Greater than \$30
Knoxville	Grainger	Greater than \$30
Knoxville	Hamblen	Greater than \$30

Market	County	Range
Chattanooga (TN-G Bledsoe		Greater than \$30
Chattanooga (TN-G Bradley		Greater than \$30
Chattanooga (TN-G Franklin		Greater than \$30
Chattanooga (TN-G Grundy		Greater than \$30
Chattanooga (TN-G Hamilton		Greater than \$30
Chattanooga (TN-G Marion		Greater than \$30
Chattanooga (TN-G McMinn		Greater than \$30
Chattanooga (TN-G Meigs		Greater than \$30
Chattanooga (TN-G Polk		Greater than \$30
Chattanooga (TN-G Rhea		Greater than \$30
Chattanooga (TN-G Sequatchie		Greater than \$30
Jackson (TN)	Benton	Greater than \$30
Jackson (TN)	Carroll	Greater than \$30
Jackson (TN)	Chester	Greater than \$30
Jackson (TN)	Crockett	Greater than \$30
Jackson (TN)	Decatur	Greater than \$30
Jackson (TN)	Dyer	Greater than \$30
Jackson (TN)	Gibson	Greater than \$30
Jackson (TN)	Hardeman	Greater than \$30
Jackson (TN)	Hardin	Greater than \$30
Jackson (TN)	Henderson	Greater than \$30
Jackson (TN)	Henry	Greater than \$30
Jackson (TN)	Lake	Greater than \$30
Jackson (TN)	Madison	Greater than \$30
Jackson (TN)	McNairy	Greater than \$30
Jackson (TN)	Obion	Greater than \$30
Jackson (TN)	Weakley	Greater than \$30
Knoxville	Anderson	Greater than \$30
Knoxville	Blount	Greater than \$30
Knoxville	Campbell	Greater than \$30
Knoxville	Claiborne	Greater than \$30
Knoxville	Cocke	Greater than \$30
Knoxville	Grainger	Greater than \$30
Knoxville	Hamblen	Greater than \$30

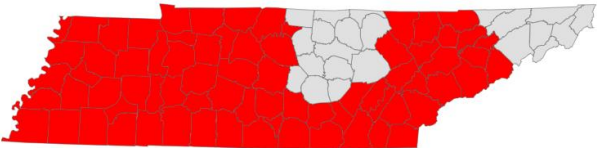
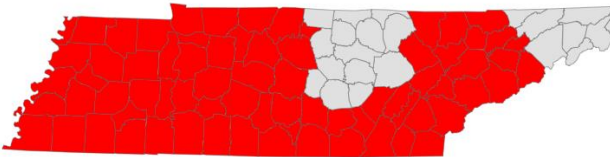
Tennessee - *continued*

Premium Position by Metal Level

40-year-old Premium, Bronze

40-year-old Premium, Silver

Legend



UHC vs ACA Lowest	
	>+\$30
	+\$21-30
	+\$11-20
	+\$1-10
	Lowest

Market	County	Range
Knoxville	Jefferson	Greater than \$30
Knoxville	Knox	Greater than \$30
Knoxville	Loudon	Greater than \$30
Knoxville	Monroe	Greater than \$30
Knoxville	Morgan	Greater than \$30
Knoxville	Roane	Greater than \$30
Knoxville	Scott	Greater than \$30
Knoxville	Sevier	Greater than \$30
Knoxville	Union	Greater than \$30
Memphis (TN-MS)	Fayette	Greater than \$30
Memphis (TN-MS)	Haywood	Greater than \$30
Memphis (TN-MS)	Lauderdale	Greater than \$30
Memphis (TN-MS)	Shelby	Greater than \$30
Memphis (TN-MS)	Tipton	Greater than \$30
Nashville	Bedford	Greater than \$30
Nashville	Cheatham	Greater than \$30
Nashville	Coffee	Greater than \$30
Nashville	Davidson	Greater than \$30
Nashville	Dickson	Greater than \$30
Nashville	Giles	Greater than \$30
Nashville	Hickman	Greater than \$30
Nashville	Houston	Greater than \$30
Nashville	Humphreys	Greater than \$30
Nashville	Lawrence	Greater than \$30
Nashville	Lewis	Greater than \$30
Nashville	Lincoln	Greater than \$30
Nashville	Marshall	Greater than \$30
Nashville	Maury	Greater than \$30
Nashville	Montgomery	Greater than \$30
Nashville	Moore	Greater than \$30
Nashville	Perry	Greater than \$30
Nashville	Robertson	Greater than \$30
Nashville	Rutherford	Greater than \$30
Nashville	Stewart	Greater than \$30
Nashville	Sumner	Greater than \$30
Nashville	Trousdale	Greater than \$30
Nashville	Wayne	Greater than \$30
Nashville	Williamson	Greater than \$30
Nashville	Wilson	Greater than \$30

Market	County	Range
Knoxville	Jefferson	Greater than \$30
Knoxville	Knox	Greater than \$30
Knoxville	Loudon	Greater than \$30
Knoxville	Monroe	Greater than \$30
Knoxville	Morgan	Greater than \$30
Knoxville	Roane	Greater than \$30
Knoxville	Scott	Greater than \$30
Knoxville	Sevier	Greater than \$30
Knoxville	Union	Greater than \$30
Memphis (TN-MS)	Fayette	Greater than \$30
Memphis (TN-MS)	Haywood	Greater than \$30
Memphis (TN-MS)	Lauderdale	Greater than \$30
Memphis (TN-MS)	Shelby	Greater than \$30
Memphis (TN-MS)	Tipton	Greater than \$30
Nashville	Bedford	Greater than \$30
Nashville	Cheatham	Greater than \$30
Nashville	Coffee	Greater than \$30
Nashville	Davidson	Greater than \$30
Nashville	Dickson	Greater than \$30
Nashville	Giles	Greater than \$30
Nashville	Hickman	Greater than \$30
Nashville	Houston	Greater than \$30
Nashville	Humphreys	Greater than \$30
Nashville	Lawrence	Greater than \$30
Nashville	Lewis	Greater than \$30
Nashville	Lincoln	Greater than \$30
Nashville	Marshall	Greater than \$30
Nashville	Maury	Greater than \$30
Nashville	Montgomery	Greater than \$30
Nashville	Moore	Greater than \$30
Nashville	Perry	Greater than \$30
Nashville	Robertson	Greater than \$30
Nashville	Rutherford	Greater than \$30
Nashville	Stewart	Greater than \$30
Nashville	Sumner	Greater than \$30
Nashville	Trousdale	Greater than \$30
Nashville	Wayne	Greater than \$30
Nashville	Williamson	Greater than \$30
Nashville	Wilson	Greater than \$30

Tennessee - *continued*

County level Data: Medicaid and Premium Position by FPL

• Federal Poverty Levels that can purchase a UnitedHealthcare Plan for \$0, \$10, \$20, or \$30 by Metal Level

Market	UHC Plans for Free			UHC Plans for \$10			UHC Plans for \$20			UHC Plans for \$30		
	Bronze	Silver	Gold	Bronze	Silver	Gold	Bronze	Silver	Gold	Bronze	Silver	Gold
Nashville	N/A	N/A	N/A	150%	N/A	N/A	150%	N/A	N/A	175%	N/A	N/A
Knoxville	225%	N/A	N/A	225%	N/A	N/A	225%	N/A	N/A	250%	N/A	N/A
Memphis (TN-MS)	175%	N/A	N/A	175%	N/A	N/A	200%	N/A	N/A	200%	N/A	N/A
Chattanooga (TN-GA)	200%	N/A	N/A	200%	N/A	N/A	200%	N/A	N/A	200%	N/A	N/A
Tennessee (+1)	225%	N/A	N/A	225%	N/A	N/A	225%	N/A	N/A	225%	N/A	N/A
Jackson	200%	N/A	N/A	200%	N/A	N/A	225%	N/A	N/A	225%	N/A	N/A

Medicaid Enrollment By County*

Anderson	19,829
Bedford	15,256
Benton	4,809
Bledsoe	3,751
Blount	26,207
Bradley	27,743
Campbell	14,055
Carroll	8,459
Cheatham	7,917
Chester	4,547
Claiborne	10,345
Cocke	13,388
Coffee	16,577
Crockett	4,307
Davidson	161,818
Decatur	3,488
Dickson	13,154
Dyer	12,384
Fayette	7,992
Franklin	9,732
Gibson	15,142
Giles	7,665
Grainger	6,880
Grundy	5,042
Hamblen	19,651
Hamilton	80,134
Hardeman	7,922
Hardin	8,113
Haywood	6,098
Henderson	8,613
Henry	9,097
Hickman	6,769
Houston	2,418
Humphreys	5,276

*Source: Tennessee State Government. (Retrieved on January 31st, 2023). *TennCare Enrollment Report for December 2022*. https://www.tn.gov/content/dam/tn/tenncare/documents2/fte_202212.xlsx

Tennessee - *continued*

Medicaid Enrollment By County*	
Jefferson	15,162
Knox	94,335
Lake	2,266
Lauderdale	8,723
Lawrence	12,861
Lewis	3,601
Lincoln	9,034
Loudon	10,981
McMinn	8,062
McNairy	29,396
Madison	8,262
Marion	23,485
Marshall	15,486
Maury	8,155
Meigs	3,886
Monroe	13,576
Montgomery	52,092
Moore	1,064
Morgan	5,288
Obion	9,326
Perry	2,346
Polk	4,581
Rhea	10,454
Roane	13,442
Robertson	16,034
Rutherford	73,515
Scott	8,626
Sequatchie	4,637
Sevier	24,867
Shelby	298,923
Stewart	3,649
Sumner	36,826
Tipton	15,013
Trousdale	2,334
Union	6,098
Wayne	3,729
Weakley	8,654
Williamson	16,841
Wilson	25,096

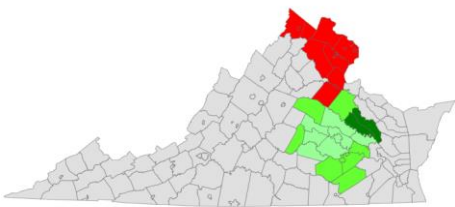
*Source: Tennessee State Government. (Retrieved on January 31st, 2023). *TennCare Enrollment Report for December 2022*.
https://www.tn.gov/content/dam/tn/tenncare/documents2/fte_202212.xlsx



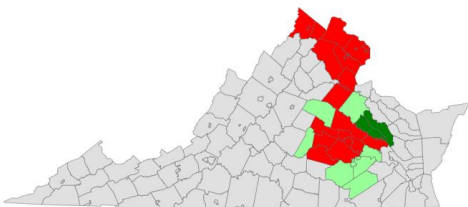
Virginia

Premium Position by Metal Level

40-year-old Premium, Bronze



40-year-old Premium, Silver



Legend

UHC vs ACA Lowest	
>+\$30	
+\$21-30	
+\$11-20	
+\$1-10	
Lowest	

Market	County	Range
Richmond	Amelia	Within \$20
Richmond	Caroline	Within \$10
Richmond	Charles City	Within \$10
Richmond	Chesterfield	Within \$20
Richmond	Colonial Height	Within \$10
Richmond	Cumberland	Within \$10
Richmond	Dinwiddie	Within \$10
Richmond	Goochland	Within \$20
Richmond	Hanover	Within \$20
Richmond	Henrico	Within \$20
Richmond	Hopewell city	Within \$10
Richmond	King and Queen	Lowest
Richmond	King William	Lowest
Richmond	Louisa	Within \$10
Richmond	New Kent	Within \$20
Richmond	Petersburg city	Within \$10
Richmond	Powhatan	Within \$20
Richmond	Prince George	Within \$10
Richmond	Richmond city	Within \$20
Richmond	Sussex	Within \$10
Washington-Arlington Alexandria city		Greater than \$30
Washington-Arlington Arlington		Greater than \$30
Washington-Arlington Clarke		Greater than \$30
Washington-Arlington Fairfax city		Greater than \$30
Washington-Arlington Fairfax		Greater than \$30
Washington-Arlington Falls Church cit		Greater than \$30
Washington-Arlington Fauquier		Greater than \$30
Washington-Arlington Frederick		Greater than \$30
Washington-Arlington Fredericksburg		Greater than \$30
Washington-Arlington Loudoun		Greater than \$30
Washington-Arlington Manassas city		Greater than \$30
Washington-Arlington Manassas Park		Greater than \$30
Washington-Arlington Prince William		Greater than \$30
Washington-Arlington Spotsylvania		Greater than \$30
Washington-Arlington Stafford		Greater than \$30
Washington-Arlington Winchester city		Greater than \$30

Market	County	Range
Richmond	Amelia	Greater than \$30
Richmond	Caroline	Within \$20
Richmond	Charles City	Within \$20
Richmond	Chesterfield	Greater than \$30
Richmond	Colonial Height	Within \$20
Richmond	Cumberland	Within \$20
Richmond	Dinwiddie	Within \$20
Richmond	Goochland	Greater than \$30
Richmond	Hanover	Greater than \$30
Richmond	Henrico	Greater than \$30
Richmond	Hopewell city	Within \$20
Richmond	King and Queen	Lowest
Richmond	King William	Lowest
Richmond	Louisa	Within \$20
Richmond	New Kent	Greater than \$30
Richmond	Petersburg city	Within \$20
Richmond	Powhatan	Greater than \$30
Richmond	Prince George	Within \$20
Richmond	Richmond city	Greater than \$30
Richmond	Sussex	Within \$20
Washington-Arlington Alexandria city		Greater than \$30
Washington-Arlington Arlington		Greater than \$30
Washington-Arlington Clarke		Greater than \$30
Washington-Arlington Fairfax city		Greater than \$30
Washington-Arlington Fairfax		Greater than \$30
Washington-Arlington Falls Church		Greater than \$30
Washington-Arlington Fauquier		Greater than \$30
Washington-Arlington Frederick		Greater than \$30
Washington-Arlington Fredericksburg		Greater than \$30
Washington-Arlington Loudoun		Greater than \$30
Washington-Arlington Manassas city		Greater than \$30
Washington-Arlington Manassas Park		Greater than \$30
Washington-Arlington Prince William		Greater than \$30
Washington-Arlington Spotsylvania		Greater than \$30
Washington-Arlington Stafford		Greater than \$30
Washington-Arlington Winchester		Greater than \$30

Virginia - *continued*

County level Data: Medicaid and Premium Position by FPL

- Federal Poverty Levels that can purchase a UnitedHealthcare Plan for \$0, \$10, \$20, or \$30 by Metal Level

Market	UHC Plans for Free			UHC Plans for \$10			UHC Plans for \$20			UHC Plans for \$30		
	Bronze	Silver	Gold	Bronze	Silver	Gold	Bronze	Silver	Gold	Bronze	Silver	Gold
Arlington-Winchester	200%	N/A	N/A	200%	N/A	N/A	200%	N/A	N/A	225%	N/A	N/A
Richmond	200%	N/A	N/A	200%	N/A	N/A	200%	N/A	N/A	225%	N/A	N/A
Arlington-Winchester	200%	N/A	N/A	200%	N/A	N/A	225%	N/A	N/A	225%	N/A	N/A

Medicaid Enrollment By County*

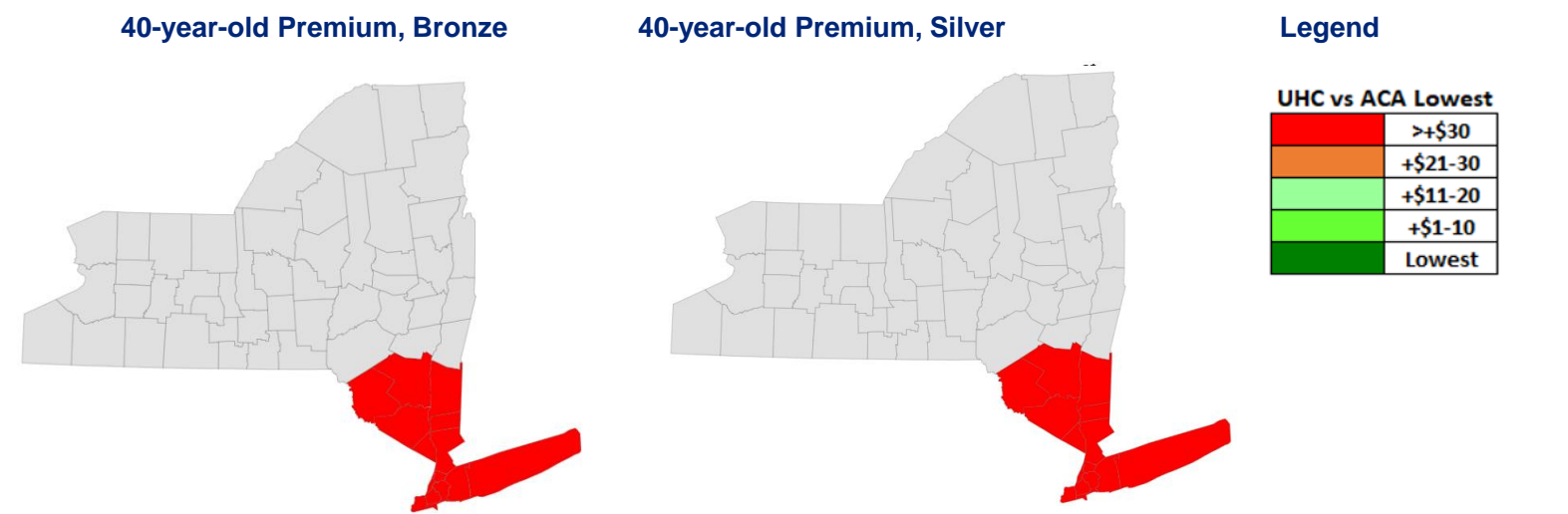
Fredericksburg City	9,933
Hopewell City	12,592
Petersburg City	19,916
Richmond City	90,264
Alexandria City	33,810
Fairfax City	3,752
Manassas City	12,353
Winchester City	9,805

*Source: Cardinal Care Virginia's Medicaid Program. (Retrieved on January 31st, 2023). *Medicaid/FAMIS Enrollment*. <https://www.dmas.virginia.gov/data/medicaid-famis-enrollment/>



New York

Premium Position by Metal Level



Market	County	Range	Market	County	Range
New York-Newark-Jersey City (N Bronx		Greater than \$30	New York-Newark-Jersey City (NY- Bronx		Greater than \$30
New York-Newark-Jersey City (N Dutchess		Greater than \$30	New York-Newark-Jersey City (NY- Dutchess		Greater than \$30
New York-Newark-Jersey City (N Kings		Greater than \$30	New York-Newark-Jersey City (NY- Kings		Greater than \$30
New York-Newark-Jersey City (N Nassau		Greater than \$30	New York-Newark-Jersey City (NY- Nassau		Greater than \$30
New York-Newark-Jersey City (N New York		Greater than \$30	New York-Newark-Jersey City (NY- New York		Greater than \$30
New York-Newark-Jersey City (N Orange		Greater than \$30	New York-Newark-Jersey City (NY- Orange		Greater than \$30
New York-Newark-Jersey City (N Putnam		Greater than \$30	New York-Newark-Jersey City (NY- Putnam		Greater than \$30
New York-Newark-Jersey City (N Queens		Greater than \$30	New York-Newark-Jersey City (NY- Queens		Greater than \$30
New York-Newark-Jersey City (N Richmond		Greater than \$30	New York-Newark-Jersey City (NY- Richmond		Greater than \$30
New York-Newark-Jersey City (N Rockland		Greater than \$30	New York-Newark-Jersey City (NY- Rockland		Greater than \$30
New York-Newark-Jersey City (N Suffolk		Greater than \$30	New York-Newark-Jersey City (NY- Suffolk		Greater than \$30
New York-Newark-Jersey City (N Sullivan		Greater than \$30	New York-Newark-Jersey City (NY- Sullivan		Greater than \$30
New York-Newark-Jersey City (N Ulster		Greater than \$30	New York-Newark-Jersey City (NY- Ulster		Greater than \$30
New York-Newark-Jersey City (N Westchester		Greater than \$30	New York-Newark-Jersey City (NY- Westchester		Greater than \$30

County level Data: Medicaid and Premium Position by FPL

- Federal Poverty Levels that can purchase a UnitedHealthcare Plan for \$0, \$10, \$20, or \$30 by Metal Level
- Data Not Available

Medicaid Enrollment By County*

Dutchess	50,993
Nassau	232,008
Orange	107,209
Putnam	13,116
Rockland	120,644
Suffolk	296,851
Sullivan	24,843
Ulster	39,076
Westchester	183,849

*Source: New York State. (Retrieved on January 31st, 2023). *RECIPIENTS ENROLLED IN MAINSTREAM MEDICAID MANAGED CARE BY COUNTY, PLAN, AID CATEGORY, AND NYSCHE*

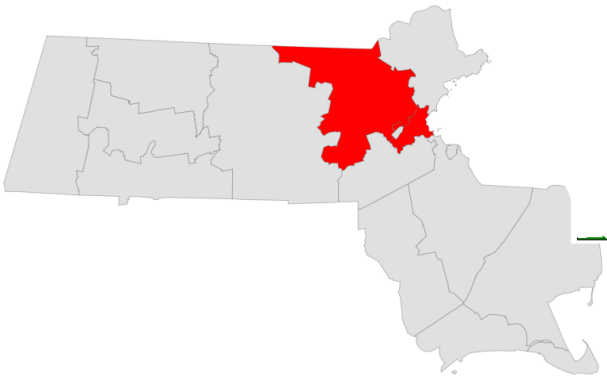
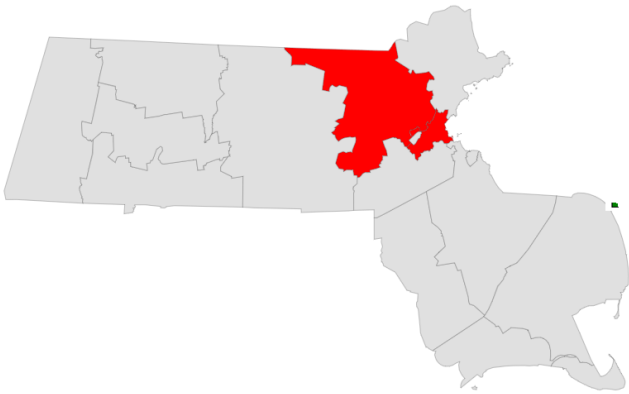
Massachusetts

Premium Position by Metal Level

40-year-old Premium, Bronze

40-year-old Premium, Silver

Legend



UHC vs ACA Lowest	
	>+\$30
	+\$21-30
	+\$11-20
	+\$1-10
	Lowest

Market	County	Range
Boston-Cambridge-Newton (MA-	Middlesex	Greater than \$30
Boston-Cambridge-Newton (MA-	Suffolk	Greater than \$30

Market	County	Range
Boston-Cambridge-Newton (MA	Middlesex	Greater than \$30
Boston-Cambridge-Newton (MA	Suffolk	Greater than \$30

County level Data: Medicaid and Premium Position by FPL

- Federal Poverty Levels that can purchase a UnitedHealthcare Plan for \$0, \$10, \$20, or \$30 by Metal Level Data Not Available

Medicaid Enrollment By County

- State Medicaid county-level enrollment data not available

